

ACACIA
ELEMENTARY

CVUSD | *Facilities Master Plan*




CVUSD - THOUSAND OAKS CLUSTER ALTERNATIVE CONCEPTS

Acacia Elementary School | *Alternative Concepts*

55 W Norman Ave | Thousand Oaks, CA 91360

Conejo Valley Unified School District

February 2nd, 2017



Dougherty

3194 D Airport Loop

Costa Mesa, 92626

Contact: (714) 427 - 0277

E-mail: ericp@dougherty.us

Website: www.dougherty.us

Introduction and Goal Statement

The purpose of the alternative concepts is to facilitate the formulation of the District's short term and long term goals and engage the school, stakeholders and community in the decision making process for each site. Utilize information and findings of the site Survey, Site Analysis, site visit(s), and other pertinent information – to understand the overall dimensions and physical characteristics of the campus and possible solutions.

Facilities Issues:

Functional Deficiencies in Existing Facilities:

- Large wall in front of office that obstructs views to parking area
- Damages and cracks on interior finishes in Multi-Purpose building due to ground settlement.
- Basketball court A.C. paving is in poor condition.
- Lack of shading on the playground
- Playground Equipment and surfaces do not meet current safety and accessibility requirement.

Spatial Deficiencies:

- Poor condition of interior finishes

Maintenance & Accessibility Issues:

- HVAC and roofing requires replacement. Admin. Building HVAC needs optimization
- Concrete Slab Lifting / Settling Issues in Multipurpose Building and Exterior Walkways
- Some fencing in poor condition
- Many gates lack lever hardware that meet accessibility requirement.
- Drainage and ponding issues between building 3 and 4
- Other misc. ADA items (Door thresholds, Drinking Fountains, Sink height, Ramp Slope, Handrails...etc)

Summary of Alternative Concepts:

Alternative Concept 1:

1. Modernization of Multi Purpose Building and possible structural retrofit.
2. Some landscaping improvement around administration building (10,000 SF)
3. Paved concrete egress path and entry to campus
4. Remove or modify existing wall blocking view of administration building and beautify area

Alternative Concept 2:

1. Modernization of Multi Purpose Building and possible structural retrofit.
2. Landscaping improvement in front of school and throughout campus (18,000 SF)
3. Paved concrete egress path and entry to campus
4. Remove or modify existing wall blocking view of administration building and beautify area
5. New flexible learning spaces in classroom buildings

Alternative Concept 3:

1. Modernization of Multi Purpose Building and possible structural retrofit.
2. Landscaping improvement in front of school and throughout campus (18,000 SF)
3. Paved concrete egress path and entry to campus
4. Remove or modify existing wall blocking view of administration building and beautify area
5. New flexible learning spaces in classroom buildings

Add Extra Group 1

1. New playground equipment, surface and shading



VICINITY MAP



FACILITIES - CLASSROOM INVENTORY										
K-12 School Facility	Grade/Type	Number of Teaching Stations					Capacity	Projections		
		Total # of Teaching Stations	Permanent	Modulars		Leased Portable		Teaching Stations		Capacity Needed
As used for the 15/16 School Year							Based on 16/17			
<= All Day	Jr K	1	1				60	1	20.00	20
	K	3	3				220	2	22.00	40
1-3 inclds Title 1	1-3	11	11				150	7	22.00	149
4-5 inclds Music	4-5	5	4		1			4	30.00	111
	SDC	3	3			0		3	-3	
	LC	1	1					1	0	
	LAB	1	1			0		1	0	
Sub-Total K-5		25	24	0	1	0	430	18		320

ENROLLMENT HISTORY - 2nd Month Report

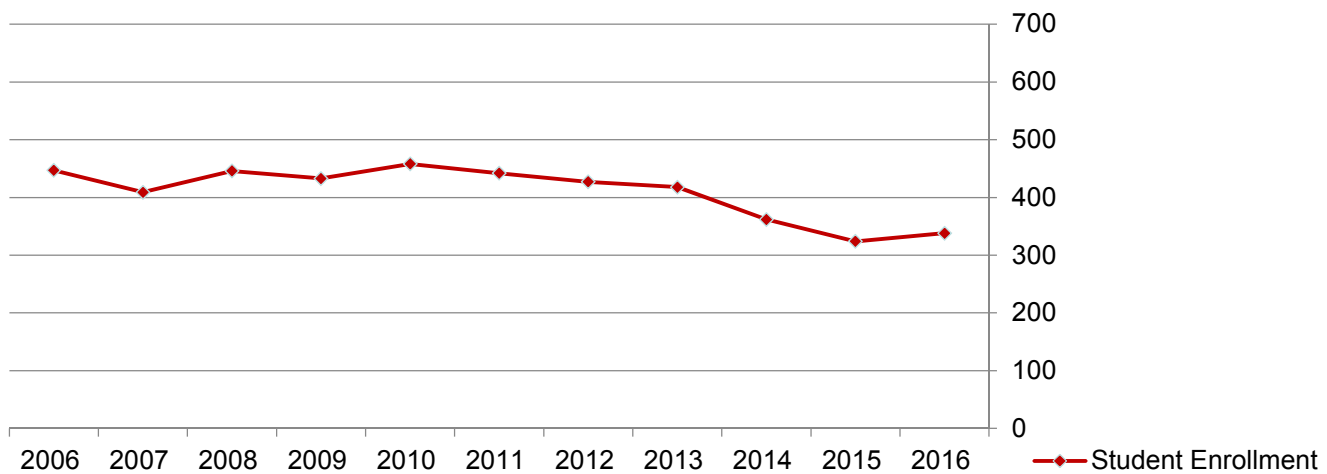
Grade	2017	2016	2015	2014	2013	2012	2011	2010	2009	2008	2007	2006	2005	2004	2003	2002	2001	2000	1999	1998
Jr K		20	22	21	20	22	20													
K		48	37	66	57	65	65	86	60	80	55	56	68	74	70	75	80	71	66	
1		44	51	48	55	58	69	64	75	59	56	77	67	65	74	91	76	71	66	
2		58	45	51	57	67	56	80	56	57	80	64	67	73	92	69	67	67	80	
3		50	47	46	70	55	79	54	64	80	60	66	70	91	74	66	68	89	78	
4		50	45	64	57	78	54	60	83	64	63	64	86	79	67	66	88	79	86	
5		53	63	53	79	50	65	77	64	73	67	86	82	69	68	82	83	92	77	
6													0	36	51	46	54	60	72	
Total Elem	0	323	310	349	395	395	408	421	402	413	381	413	440	487	496	495	516	529	525	0
Special Ed		15	14	13	23	32	34	37	31	33	28	34	31	36	26	24	21	30	12	
TOTAL	0	338	324	362	418	427	442	458	433	446	409	447	471	523	522	519	537	559	537	0

Forecast

Grade	Forecast		2016	Primary & Upper Totals	Teacher Calculation			15-16 Budget Calc	14-15 Staffing
	Students	Teachers			Teacher by Ratio	Students per class	Calc		
Special Ed			9		21.50	Teacher by Ratio			
TK			22	22	30.00		1	22	1
K	66	3.07	39			1.81		22	
1	58	2.70	54	185		2.51	8.60	22	9
2	44	2.05	47			2.19		22	
3	49	2.28	45			2.09		22	
4	45	1.50	47	111		1.57	3.70	30	4
5	68	2.27	64			2.13		30	
TK - 5	330	10.09	318	318					
		3.77							
TOTAL	330	13.86	318	318	12.30			13	16

Enrollment Data:


Acacia Enrollment Trend



CVUSD ELEM. SCHOOL										
Location Code: 1 010					Campus Summary					
Site Information		Totals			Total Planned Site Capacity:			Totals		
Current Useable Area:		11.35 Acres			Current Enrollment:			338		
Current Playground Area:		6.5 Acres			Planning 2-Semester Capacity:			430		
					Enrollment to use for Planning			320		
Playground Area Required:		6.5 Acres								
Classroom Status for School:		Current Classrooms			Potential Classrooms + Current Classrooms			Classrooms Identified by the School		
		Permanent	Portable	Totals	Permanent	Portable	Totals	Permanent	Portable	Totals
Available Classrooms 800 Square Feet or greater:		20	1	21	20	1	21	20	1	21
Available Small Rooms 799 Square Feet or smaller:		4	0	4	4	0	4	4	0	4
Totals:		24	1	25	24	1	25	24	1	25

CVUSD SPECIAL EDUCATION SCHOOL									
Location Code: 3000					Campus Summary				
Site Information		Totals			Total Planned Site Capacity:			Totals	
Current Useable Area:		Shared			Current Enrollment:			15	
Current Playground Area:		Shared			Estimated 2-Semester Capacity:			15	
					2015-16 Adjusted Projected Resident & Magnet Enrollment.			15	

Analysis: Current Enrollment is slightly increasing from the previous year. However, the overall trend is declining, which presents an opportunity to remove the portable buildings on site. Site and playground facilities sufficient to handle growth



Acacia Elementary School | *Alternative Concepts*
 55 W Norman Ave | Thousand Oaks, CA 91360
 Conejo Valley Unified School District
 February 2nd, 2017

Instructional & Campus Summary




Alternative Concept – 1

Concept 1

1. Modernization of Multi Purpose Building and possible structural retrofit.
2. Some landscaping improvement around administration building (10,000 SF)
3. Paved concrete egress path and entry to campus
4. Remove or modify existing wall blocking view of administration building and beautify area
5. ADA & Fire Alarm

Add Extra Group 1

1. New playground equipment, surface and shading





Alternative Concept – 2

Concept 2

1. Modernization of Multi Purpose Building and possible structural retrofit.
2. Landscaping improvement in front of school and throughout campus (18,000 SF)
3. Paved concrete egress path and entry to campus
4. Remove or modify existing wall blocking view of administration building and beautify area
5. New flexible learning spaces in classroom buildings
6. ADA & Fire Alarm

Add Extra Group 1

1. New playground equipment, surface and shading



Alternative Concept – 3



Alternative Concept – 3

Concept 3

1. Modernization of Multi Purpose Building and possible structural retrofit.
2. Landscaping improvement in front of school and throughout campus (18,000 SF)
3. Paved concrete egress path and entry to campus
4. Remove or modify existing wall blocking view of administration building and beautify area
5. New flexible learning spaces in classroom buildings
6. ADA & Fire Alarm

Add Extra Group 1

1. New playground equipment, surface and shading