

School Plan for Student Achievement (SPSA) Template

Instructions and requirements for completing the SPSA template may be found in the SPSA Template Instructions.

School Name	County-District-School (CDS) Code	Schoolsite Council (SSC) Approval Date	Local Board Approval Date
Aspen Elementary School	56 73759 6055859	August 31, 2022	October 11, 2022

Purpose and Description

Briefly describe the purpose of this plan (Select from Schoolwide Program, Comprehensive Support and Improvement, Targeted Support and Improvement, or Additional Targeted Support and Improvement)

The purpose of the School Plan for Student Achievement (SPSA) is to create a cycle of continuous improvement of student performance, and to ensure that all students succeed in reaching academic standards. Site principals, staff, leadership team, and parents are actively involved in the process. All decisions are based on careful analysis and reflection and are a part of the on-going process of improving student learning.

Briefly describe the school’s plan for effectively meeting the ESSA requirements in alignment with the Local Control and Accountability Plan and other federal, state, and local programs.

EC Section 64001 requires the development of the SPSA to include the following:

- A comprehensive needs assessment (pursuant to ESSA)
- Analysis of verifiable state data, consistent with state priorities, including state-determined long term goals
- May include local data
- An identification of the process for evaluating and monitoring the implementation of the SPSA and progress

towards accomplishing the goals

All schools within the CVUSD complete a Comprehensive Needs Assessment as part of the SPSA development process. Part of this needs assessment includes the analysis of California State Dashboard data as well as local assessment data including benchmark assessments, attendance data, survey data, and grade mark reports. In the spring of 2021, based on state guidelines, CVUSD elected to use local data to monitor student progress and inform SPSA plans and site goals. School sites will continue to include 2019-20 CAASPP data as an important reference, and they will also include the updated, local data from the 2020-21 school year.

The Comprehensive Needs Assessment and SPSA goals are developed in collaboration with school site stakeholder groups, including the School Site Council, with the goal of improving student

outcomes, including addressing the needs of all student groups. These goals are aligned to the CVUSD LCAP and are consistent with the 8 State Priorities. During the course of the year, School Site Councils and other site stakeholder groups evaluate and monitor the implementation of the SPSA and progress towards accomplishing the goals.

Table of Contents

- SPSA Title Page 1
- Purpose and Description..... 1
- Table of Contents..... 3
- Comprehensive Needs Assessment Components 5
 - Data Analysis 5
 - Surveys 5
 - Classroom Observations 5
 - Analysis of Current Instructional Program..... 6
- Stakeholder Involvement 14
- Resource Inequities 15
- School and Student Performance Data 16
 - Student Enrollment..... 16
 - CAASPP Results..... 18
 - ELPAC Results 20
 - Student Population 24
 - Overall Performance 26
 - Academic Performance 27
 - Academic Engagement 38
 - Conditions & Climate..... 42
- Goals, Strategies, & Proposed Expenditures..... 45
 - Goal 1..... 45
 - Goal 2..... 58
 - Goal 3..... 64
 - Goal 4..... 76
 - Goal 5..... 83
 - Goal 6..... 88
- Budget Summary 90
 - Budget Summary 90
 - Other Federal, State, and Local Funds 90
- Budgeted Funds and Expenditures in this Plan 91
 - Funds Budgeted to the School by Funding Source..... 91
 - Expenditures by Funding Source 91
 - Expenditures by Budget Reference 91
 - Expenditures by Budget Reference and Funding Source 92
 - Expenditures by Goal..... 93
- School Site Council Membership and Assurances 94

Advisory Council Recommendations95

Instructions.....96

 Instructions: Linked Table of Contents.....96

 Purpose and Description.....97

 Stakeholder Involvement.....97

 Resource Inequities97

Goals, Strategies, Expenditures, & Annual Review98

 Annual Review99

 Budget Summary100

 Appendix A: Plan Requirements102

 Appendix B:.....105

 Appendix C: Select State and Federal Programs107

Comprehensive Needs Assessment Components

Data Analysis

Please refer to the School and Student Performance Data section where an analysis is provided.

Surveys

This section provides a description of surveys (i.e., Student, Parent, Teacher) used during the school-year, and a summary of results from the survey(s).

CVUSD conducts an annual LCAP Survey that is accessible through the district and each school's website. The LCAP Survey for 2021-22 reflects the following: Students in grades 4-5 (1483), 7-8 (1721), and 10-11 (1199); certificated (331) and classified staff (170); as well as parents (2439) participated in the survey.

86% of parents saying their children enjoy coming to school

91% of parents report that the school creates a positive environment for learning

86% of parents report indicating that they are informed of their students' academic progress.

87% of parents report feeling comfortable on campus and participating in school events

83% of parents report that students' differences were treated with respect.

96% of elementary students feel their teachers care about them

89% of elementary students said they knew who to go to at school if they have a problem

59% of middle school students and 68% of high school students feel comfortable going to their counselor

88% of middle school students and 87% of high school students report that a counselor is available when needed.

93% of certificated staff know what to look for in students experiencing depression.

92% of certificated staff feel confident that they can meet their students' learning needs.

87% of certificated staff feel their school's climate fosters social emotional learning for students and staff.

79% of certificated staff feel students are engaged and motivated

Classroom Observations

This section provides a description of types and frequency of classroom observations conducted during the school-year and a summary of findings.

CVUSD certificated personnel are observed over the course of the year as well as selected teachers receive an evaluation in the spring. Administrators meet with certificated and classified personnel to discuss observations, provide constructive feedback and to highlight areas of success.

CVUSD schools engage in both informal and formal classroom observations to provide feedback as well as guide instructional practices and professional learning. Following observations, administrators hold conferences with teachers to share reflections on the observations. Based on hire date, administrators conduct teacher evaluations including a key standards and elements conference based on the California Standards for the Teaching Profession (CSTP) within the first 60 days of school starting to set three goals. Progress on these goals is monitored both informally and formally throughout the year and culminates in a formal evaluation and conference. CVUSD continues to provide coaching and guidance with UDL practices in the classroom. Administrators also monitor and model best practices for considering Diversity, Equity, and Inclusion (DEI) in instructional planning and delivery. Teachers participating in the CVUSD Teacher Induction Program also meet regularly with support providers for goal-setting, observation, and reflection on alignment with the CSTP.

Informally, Principals along with the Superintendent, Assistant Superintendent, and Instructional Services Directors regularly walk through classrooms to observe student learning and instruction.

Analysis of Current Instructional Program

The following statements are derived from the Elementary and Secondary Education Act (ESEA) of 1965 and Essential Program Components (EPCs). In conjunction with the needs assessments, these categories may be used to discuss and develop critical findings that characterize current instructional practice for numerically significant subgroups as well as individual students who are:

- Not meeting performance goals
- Meeting performance goals
- Exceeding performance goals

Discussion of each of these statements should result in succinct and focused findings based on verifiable facts. Avoid vague or general descriptions. Each successive school plan should examine the status of these findings and note progress made. Special consideration should be given to any practices, policies, or procedures found to be noncompliant through ongoing monitoring of categorical programs.

Standards, Assessment, and Accountability

Use of state and local assessments to modify instruction and improve student achievement (ESEA)

CVUSD students in grades TK-5 are assessed utilizing district benchmark assessments for ELA and math. ELA assessments include: local standards-based reading assessments, Scholastic Reading Inventory (SRI), trimester writing assessments, unit tests, theme tests, and teacher-created unit and formative assessments. Math assessments include: end of course exams, district benchmarks, unit tests, chapter tests and teacher created formative assessments. English Language Development assessments are also utilized to modify instruction and improve student achievement, including: English Language Proficiency Assessments for CA (ELPAC), the IPT to assess native language as well as English fluency, and curriculum-based unit and formative assessments.

Results from these assessments are used to inform instruction and establish schoolwide goals. Assessment data is analyzed by the site principal, leadership team, School Site Council, and teachers to engage in the continuous cycle of improvement. Local assessment data is also routinely analyzed through department/grade level Professional Learning Community (PLC) time. PLC's discuss local assessment alignment, student performance, best practices, and analyze student work, utilizing specific protocols and developing collective plans of action.

Use of data to monitor student progress on curriculum-embedded assessments and modify instruction (EPC)

CVUSD TK-2 Teachers administer district trimester benchmarks in reading, writing and math to guide instruction and plan for differentiation. Grade 3-5 Teachers use SRI, unit tests and theme tests as pre and post assessments for students to measure progress and determine areas for pre-teaching and reteaching. Principals and teachers analyze student benchmark assessment data at the end of each trimester. For the 2022-23 school year, principals will continue to track data using Mastery Connect, Canvas, ESGI, Report Card data, and teacher record keeping sheets for student groups, classes, and grade levels. Performance data will be disaggregated and reported out to provide teachers with the opportunity to closely monitor the performance of all student groups, including English Learners, Socio-economically Disadvantaged, Race/Ethnicity, Special Education, Homeless, and Foster Youth.

CVUSD expanded use of ESGI to include all teachers in grades TK-2. ESGI allows teachers to determine targeted achievement towards standards and provide individualized reports to teachers and parents. In addition, teachers are able to provide these reports to parents and families. Benchmark assessments in ELA and Math have been revised to align with the essential standards and curricula for each subject.

Staffing and Professional Development

Status of meeting requirements for highly qualified staff (ESEA)

100% of CVUSD teachers are credentialed and properly assigned.

Sufficiency of credentialed teachers and teacher professional development (e.g., access to instructional materials training on SBE-adopted instructional materials) (EPC)

CVUSD teachers are provided three (3) pupil-free work days dedicated to professional learning. These days are led and organized by district and school site leadership. CVUSD Local Control Accountability Plan (LCAP) Goal 2 is to “ensure highly qualified and effective staff are provided with targeted professional development, and have an understanding that all job responsibilities are structured to support positive student outcomes.” Current LCAP actions/services focus on professional learning related to Universal Design for Learning (UDL), Diversity Equity & Inclusion practices, Social Emotional Learning, Professional Learning Communities (PLCs and Impact Teams), 1:1 Technology implementation, Core Literature, inclusive practices such as co-teaching, and other curriculum based professional learning opportunities.

CVUSD Elementary Teachers attended grade level professional Development for grade level pacing guides in ELA and Math, building connections in the elementary classroom, and updated assessments and record keeping. Teachers in TK-2 were also offered refresher training on ESGI for assessing and record keeping to inform instruction, as well provide families with tools to understand their student’s current progress toward standards.

From August 14-18, 2021, CVUSD teachers were provided with a range of optional, professional learning opportunities, including UDL, Social-emotional learning, Canvas, SeeSaw, trauma-informed classrooms, Math IXL, ESGI, Unique, DEI, social-emotional learning practices, and Special Education report writing. Additionally, secondary English teachers facilitated professional learning opportunities for colleagues, sharing curriculum and units built over the summer to provide continuity regarding diverse core literature titles.

On August 22nd, certificated staff participated in a districtwide Professional Learning Day. Site leadership provided a professional development based on connecting DEI and UDL, specifically diving deeper into UDL and how it aligns with practices in DEI and SEL. On November 1st, 2021 staff engaged in video and follow up discussions regarding DEI. Elementary teachers participated in ELA curriculum PLCs, while middle and high school teachers engaged in grade span or site collaboration focused on SEL. At the completion of the 2021-22 school year, all sites have received training on Gender Diverse students and affirming and supportive practices for teachers.

During the 2021-22 school year on-going professional learning was provided by district office staff, including the district’s Teachers on Special Assignment for Educational Technology, GATE, Inclusion, VAPA, SEL, UDL, and Alternative Programs. This training came in the form of weekly communications to all teachers, “virtual office hours”, opportunities for teachers to schedule appointments, and larger group training on specific topics.

Additionally, selected teachers from each school site participated in T3 training on utilizing technology for learning in the classroom. Sonny Magana provided teachers with Eduprotocols and other strategies for engaging students in demonstrating learning using technology. Elementary teachers participated in a breakout group focused on strategies for elementary students as well.

In addition, during the 2021-22 school year, a cohort of secondary English teachers participated in the UCLA Center X professional development series, (De)Normalizing Literature, to develop instructional strategies for the teaching of diverse core literature titles.

All elementary and secondary counselors participated in on-going professional development on social-emotional learning with a specific emphasis on the CASEL competencies: self-management, social-awareness, self-awareness, responsible decision-making, and relationship skills. In addition, all counselors and site administration are participating in the Hatching Results professional learning series to develop a comprehensive school counseling program (TK-12) that addresses students'

academic, college and career, and social-emotional development.

The CVUSD Professional Learning Hub is also available for teachers to utilize asynchronously. The Hub includes professional learning resources on a variety of topics, including Wonders, Canvas, Mastery Connect, Eduprotocols, UDL, GATE, assessment, and student engagement strategies.

Alignment of staff development to content standards, assessed student performance, and professional needs (ESEA)

CVUSD's professional learning plan is rooted in addressing student performance for all students, including student groups, by best meeting the content standards. District-wide professional learning related to Universal Design For Learning (UDL) serves as the defined instructional framework across all grade-levels and content areas. While UDL implementation bolsters learning for all students, it specifically targets student groups, namely students with disabilities and English Learners, that have underperformed significantly in the past. UDL supports all students' access to learning rigorous content standards. In addition, CVUSD is committed to providing teachers with relevant training related to Diversity, Equity & Inclusion, curriculum adoptions, content standards, technology, data management, and social-emotional learning. CVUSD provides a new teacher Induction Program based on the California Standards For The Teaching Profession for all teachers with California Preliminary Teaching Credentials.

Administrators engage in professional development related to DEI, UDL, PLCs, Restorative Justice, and trauma informed care to lead sites in using inclusive and supportive practices with students and families.

Additionally, English Learner Advisor Teachers and GATE Facilitators at each school site receive monthly professional development on meeting the needs of English Learners and GATE students in the classroom. These sessions include access to activities, resources and strategies. These Facilitators present their resources and strategies at their recurring school site faculty meetings. Teacher representatives serve on CVUSD committees including subject area SCACs, MTSS, SEL, LGBTQ+, Core Literature, report cards, curriculum and assessment, and technology.

Elementary school site reps will be trained this year on arts integration in the classroom using standards for drama/theater. These strategies also include social emotional learning and using instructional strategies for all learning modalities.

Ongoing instructional assistance and support for teachers (e.g., use of content experts and instructional coaches) (EPC)

CVUSD provides a system of instructional assistance and support for teachers. CVUSD leads its own accredited New Teacher Induction program by utilizing Teachers on Special Assignment (TOSA) to support teachers with preliminary teaching credentials. A host of other TOSAs in the district provide focused support in the following areas: Assistive Technology, Inclusion, Educational Technology, Professional Learning, Visual and Performing Arts, Transitional Kindergarten, UDL and Intervention, and GATE. The TOSAs provide on-going professional development and consultation to teachers, as well as conducting a number of district-level tasks that serve all student groups.

Teacher collaboration by grade level (kindergarten through grade eight [K–8]) and department (grades nine through twelve) (EPC)

CVUSD schools engage in Professional Learning Community (PLC) practices on a regular basis. Grade-level or departments meet regularly for common planning time. All principals and numerous teacher teams across CVUSD have been provided formal training on PLCs. This time is used for a number of purposes: developing common assessment, curriculum development, identifying essential standards, assessing student work, and developing collective action that responds to student performance data. Through PLCs, teachers collaborate to focus on implementing the school site and district focus areas of Universal Design for Learning, Diversity, Equity, and Inclusion, and social-emotional learning.

Teaching and Learning

Alignment of curriculum, instruction, and materials to content and performance standards (ESEA)

CVUSD uses state-approved instructional materials in all subject areas including ELA and Mathematics. For the 2021-22 School Year, All TK-5 teachers are implementing the newly adopted ELA/ELD Wonders Program. In addition, CVUSD teachers and administrators created grade level pacing guides for ELA/ELD and Math for full implementation of standards based instruction. Teachers and administrators also developed and refined assessments to be used to monitor student progress toward state standards based on the consistent use of curriculum and instruction TK-5. Elementary teachers also focus on establishing learning routines and procedures to maximize students learning using the curriculum and materials at each grade level.

Adherence to recommended instructional minutes for reading/language arts and mathematics (K–8) (EPC)

CVUSD teachers adhere to Board approved instructional minutes for all subject areas. School staff adhere to uninterrupted instructional blocks for Language Arts and Math instruction. Math and Language Arts blocks are prioritized in teacher planning in order to maximize student focus.

Lesson pacing schedule (K–8) and master schedule flexibility for sufficient numbers of intervention courses (EPC)

CVUSD TK-5 Teacher teams collaborated to create grade level pacing guides to include units, themes, lessons, and assessments within a timeline that allows for monitoring students progress. Based on student data, interventions will be provided in ELA and Math including technology based programs, 1:1 and small group intervention with academic specialists, and classroom based interventions such as teacher-led small groups.

Availability of standards-based instructional materials appropriate to all student groups (ESEA)

All CVUSD students have access to appropriate California State approved curriculum in all content areas. Students in special education use the same state adopted materials that are used in the general education classrooms as well as supplemental materials and out of level when needed and designated in a student's IEP. English Learners receive instruction in content areas using standards-based instructional materials for designated and integrated teaching of the ELD standards

Use of SBE-adopted and standards-aligned instructional materials, including intervention materials, and for high school students, access to standards-aligned core courses (EPC)

All CVUSD classroom curriculum is Board approved in all subject areas. During this process, teachers review and pilot materials to evaluate them based on our local needs and their alignment to state standards. Intervention materials from the adopted curricula are utilized for students requiring additional support, along with additional research-based, state standards-aligned digital and print materials. Teachers receive training in the implementation of these materials with fidelity.

CVUSD teachers and schools employ Tier 2 interventions, in addition to Tier 1 instruction, for students who demonstrate a need for additional support. These intervention materials are aligned to the state standards. English learners are provided with intervention programs, including Smarty Ants, Imagine Learning, and Achieve 3000 designed for English Learners and EL instructional strategies for elementary and middle school students. Students with disabilities use various online programs (eg. Seesaw, Boom Cards, UNIQUE) to determine which one provides for the highest level of student engagement and access

At the elementary level, teachers implemented online supplemental intervention programs in literacy and math, such as: Lexia Reading, IXL Math and Achieve 3000. Elementary Academic Specialists support and provide small group instruction for Students needing support in identified areas.

Opportunity and Equal Educational Access

Services provided by the regular program that enable underperforming students to meet standards (ESEA)

CVUSD teachers employ a range of instructional strategies to engage all students in meeting the California State Standards. Teachers utilize whole group, small group and independent work times, as well as one-on-one student interventions during the instructional day to meet the individual instructional needs of students. Teachers incorporate scaffolding and differentiation into lessons in order to enable underperforming students to access the general curriculum. Targeted students also participate in scheduled intervention with classroom teachers and the credentialed intervention staff, to receive targeted support in essential ELA and Math skills.

Evidence-based educational practices to raise student achievement

The following research-based educational practices are utilized: Universal Design for Learning, Multi-Tiered Systems of Support (MTSS), PLC's, Designated and Integrated ELD, differentiated instruction, Webb's Depth of Knowledge, guided reading, academic language instruction, formative assessment, co-constructed rubrics, corrective feedback, learning goals, check for understanding, student investigations, inquiry-based learning, and cooperative learning.

Parental Engagement

Resources available from family, school, district, and community to assist under-achieving students (ESEA)

Site Bilingual Facilitators, School Social Workers, and Title 1 Outreach Assistants provide support to parents/families to support student engagement. They provide training and support related to Canvas, Zoom, and Seesaw for families. In addition, they support families in creating a successful home learning environment, as well as trauma and mental health resources. Parent English as a Second Language classes are offered during the school year through Title 1 Outreach. Student Support Services department provides ongoing parent webinars to connect parents to school and to understand developing programs.

A CVUSD team member reached out to all families experiencing homelessness in the month of August. The purpose of the outreach was to determine if the students had access to school supplies, clothing/toiletries and to provide any needed support with the return to school. This personal outreach was also intended to share the name and contact information of their student's school site foster and homeless liaison.

In September, the District foster and homeless liaison worked with each site liaison to reach out to foster and homeless student/family to check in on students attendance and to introduce themselves to their school liaison . The District liaison serves as a connection to community agencies that are able to provide additional support in the areas of temporary housing, rent assistance, and free meals. The District liaison personally connects families to the community agencies in the area of need. Throughout the school year, the school site foster and homeless liaisons will connect with foster and homeless students/families every month to assess attendance, general well-being, and any change in needs.

Involvement of parents, community representatives, classroom teachers, other school personnel, and students in secondary schools, in the planning, implementation, and evaluation of ConApp programs (5 California Code of Regulations 3932)

Aspen Elementary School has an active Parent Faculty Association (PFA), School Site Council (SSC), and English Language Advisory Council (ELAC). These leadership bodies help set the goals of the school and actively work to increase parent involvement on campus. SSC and ELAC oversee the creation, implementation, and evaluation of Aspen Elementary School's SPSA during their regularly-scheduled meetings, all of which are open to the public. Parents have many involvement opportunities and representation through School Site Council (SSC), our English Language Advisory Council (ELAC) along with Parent Education classes facilitated by our Outreach Assistant and community partnerships, and our Parent Teacher Association (PTA). Parents are also encouraged to volunteer at school and attend events. Our Special Education District Advisory Council (SEDAC) representatives offer involvement and connection opportunities for parents. Aspen Elementary School's parent DAC, GATE-DAC, and DELAC representatives participate in district-level meetings and report back to SSC and ELAC, enriching our district-site level communication.

Funding

Services provided by categorical funds that enable underperforming students to meet standards (ESEA)

Categorical Funds in CVUSD:

EIA funds are used to provide additional support and technology in the classroom.

EEF funds are used to provide professional development opportunities for teachers. ELAC has approved the use of these funds.

LCFF monies are all tied to LCAP goals and approved by our leadership team and school site council.

See goals and budget pages as part of SPSA.

Fiscal support (EPC)

The site receives federal funding in the form of EIA, and EE. All fiscal decisions are constructed through ELAC and EL team meetings. All other funds come from LCFF. See goals and budget pages as part of SPSA.

Stakeholder Involvement

How, when, and with whom did the school consult as part of the planning process for this SPSA/Annual Review and Update?

Involvement Process for the SPSA and Annual Review and Update

Aspen Elementary administration collected and organized multiple sources of student performance data including CAASPP, CVUSD Benchmarks, Grades, and SRI results. Aspen Elementary held multiple meetings and planning sessions in the 2021-2022 school year with the goal of representing as many stakeholders as possible in our updated SPSA Plan.

In December 2022, School Site Council met to review Trimester 1 benchmark data and discuss progress on current SPSA goals

In March 2023, the School Site Council met including representation from our GATE, EL, and Special Education populations to review last year's goals and discuss possible budget priorities for the current school year. School Site Council met to review Trimester 2 benchmark data and discuss progress on current SPSA goals.

In May 2022, School Site Council met to discuss the new SPSA goals. School Site Council reviewed Trimester 2 benchmark data and progress on current SPSA goals.

On August 22, 2022, principal and teachers met to review Trimester 3 benchmark data and discuss school site goals.

On August 30, 2022, School Site Council met to review Trimester 3 benchmark data and discuss progress on current SPSA goals. School Site Council discussed updated goals based upon current data. 2022-2023 SPSA action items were presented.

During the August 30, 2021 SSC meeting, school site council members spent time reviewing and finalizing the goal areas, benchmarks actions, and categorical budgets for the year.

Our stakeholders' ideals, concerns, and priorities for the 2021-2022 school year are represented in this final SPSA document, which was voted on and approved by Aspen's School Site Council on August 30, 2022.

Resource Inequities

Briefly identify and describe any resource inequities identified as a result of the required needs assessment, as applicable.

N/A

School and Student Performance Data

Student Enrollment Enrollment By Student Group

Student Enrollment Enrollment By Grade Level

Student Enrollment by Grade Level			
Grade	Number of Students		
	18-19	19-20	20-21
Kindergarten	82	104	35
Grade 1	50	41	65
Grade 2	64	53	34
Grade3	54	66	54
Grade 4	58	61	54
Grade 5	64	56	60
Total Enrollment	372	381	302

Conclusions based on this data:

1. Aspen's largest subgroup is white students, followed by Hispanic/Latino and Asian students.
2. Overall enrollment has decreased from the 2019-2020 school year to the 2020-2021 school year.
3. Our lowest enrollment is currently in the 4th grade.

School and Student Performance Data

Student Enrollment English Learner (EL) Enrollment

English Learner (EL) Enrollment						
Student Group	Number of Students			Percent of Students		
	18-19	19-20	20-21	18-19	19-20	20-21
English Learners	46	43	31	12.4%	11.3%	10.3%
Fluent English Proficient (FEP)	17	19	17	4.6%	5.0%	5.6%
Reclassified Fluent English Proficient (RFEP)	5	5	7	11.4%	10.9%	16.3%

Conclusions based on this data:

1. The percent of students reclassified to fluent English proficient slightly increased from the 2019-2020 school year.
2. We will target the percentage (10%) of student who are ELs to help them reach academic benchmarks.
3. The number of students of students who are fluent English proficient has increased slightly from the 2019-2020 school year.

School and Student Performance Data

CAASPP Results English Language Arts/Literacy (All Students)

Overall Participation for All Students												
Grade Level	# of Students Enrolled			# of Students Tested			# of Students with			% of Enrolled Students		
	19-20	20-21	21-22	19-20	20-21	21-22	19-20	20-21	21-22	19-20	20-21	21-22
Grade 3		55	37		0	36		0	36		0.0	97
Grade 4		55	60		0	59		0	59		0.0	98
Grade 5		60	61		0	61		0	61		0.0	100
All		170	158		0	156		0	156		0.0	99

* The “% of Enrolled Students Tested” showing in this table is not the same as “Participation Rate” for federal accountability

Overall Achievement for All Students															
Grade Level	Mean Scale Score			% Standard			% Standard Met			% Standard Nearly			% Standard Not		
	19-20	20-21	21-22	19-20	20-21	21-22	19-20	20-21	21-22	19-20	20-21	21-22	19-20	20-21	21-22
Grade 3			2454.			36.11			27.78			13.89			22.22
Grade 4			2537.			57.63			23.73			6.78			11.86
Grade 5			2533.			31.15			37.70			18.03			13.11
All Grades	N/A	N/A	N/A			42.31			30.13			12.82			14.74

Conclusions based on this data:

1. In Spring 2020, school districts were permitted to select their own end of year assessments aligned with California State Standards in lieu of traditional CAASPP testing. For Grades 3-8, the above "School and Student Performance Data" for 20-21 reflects CVUSD's administered and approved local assessments in English Language Arts and Mathematics. Overall and grade-level student performance data is available and reported above.
2. 92% of Aspen students in grades 3-5 taking local assessment scored at, or above standards. 6.6% of Aspen students in grades 3-5 taking local assessment nearly met standards. This leads to the conclusion, that overall, our instruction and programs are effective for the majority of our students, who are making expected progress. Differentiation of instruction on a Tier 1 level must be more effectively implemented to focus more effort on the students whose performance is near standard. They have the potential for the greatest growth and achievement.
3. The percentages of Aspen students falling in the Below Standard range on the local assessment is equal to or less than 2%. These students continued to be a priority in our Tier II and Tier III planning and MTSS efforts. Specific and targeted instruction using research based intervention materials, with ongoing progress monitoring, must be provided to those students, to help improve their academic achievement.

School and Student Performance Data

CAASPP Results Mathematics (All Students)

Overall Participation for All Students												
Grade Level	# of Students Enrolled			# of Students Tested			# of Students with			% of Enrolled Students		
	19-20	20-21	21-22	19-20	20-21	21-22	19-20	20-21	21-22	19-20	20-21	21-22
Grade 3		55	37		0	36		0	36		0.0	97
Grade 4		55	60		0	59		0	59		0.0	98
Grade 5		60	61		0	61		0	61		0.0	100
All		170	158		0	156		0	156		0.0	99

* The “% of Enrolled Students Tested” showing in this table is not the same as “Participation Rate” for federal accountability purposes.

Overall Achievement for All Students															
Grade Level	Mean Scale Score			% Standard			% Standard Met			% Standard Nearly			% Standard Not		
	19-20	20-21	21-22	19-20	20-21	21-22	19-20	20-21	21-22	19-20	20-21	21-22	19-20	20-21	21-22
Grade 3			2465.			33.33			27.78			25.00			13.89
Grade 4			2554.			50.85			32.20			6.78			10.17
Grade 5			2518.			24.59			21.31			34.43			19.67
All Grades	N/A	N/A	N/A			36.54			26.92			21.79			14.74

Conclusions based on this data:

1. In Spring 2020, school districts were permitted to select their own end of year assessments aligned with California State Standards in lieu of traditional CAASPP testing. For Grades 3-8, the above "School and Student Performance Data" for 20-21 reflects CVUSD's administered and approved local assessments in English Language Arts and Mathematics. Overall and grade-level student performance data is available and reported above.
2. Approximately 95% of Aspen students in grades 3-5 taking the local assessment met, or exceeded standards. This leads to the conclusion that the math instruction and curricular program is successful for the majority of students, and those students are making expected growth and achievement.
3. Approximately 5% percent of Aspen students in grades 3-5 who took this local assessment, are not meeting expected standards in mathematics. The Common Core aligned mathematics curriculum, Go Math, places emphasis on math application, critical thinking, and problem solving. Go Math coupled with more focused and targeted Tier II and Tier III intervention instruction, will better meet student needs and increase student achievement. It is believed that math intervention provided during or after school will allow us to target and meet the needs of greater numbers of students.

School and Student Performance Data

ELPAC Results

ELPAC Summative Assessment Data Number of Students and Mean Scale Scores for All Students												
Grade Level	Overall			Oral Language			Written Language			Number of Students Tested		
	17-18	18-19	20-21	17-18	18-19	20-21	17-18	18-19	20-21	17-18	18-19	20-21
K	1429.8	*	*	1443.5	*	*	1397.6	*	*	11	*	4
1	*	*	*	*	*	*	*	*	*	*	*	7
2	*	*	*	*	*	*	*	*	*	*	*	6
3	*	*	*	*	*	*	*	*	*	*	*	*
4	*	*	*	*	*	*	*	*	*	*	*	5
5	*	*	*	*	*	*	*	*	*	*	*	4
All Grades										43	*	28

2019-20 Data:

Executive Order N-30-20 was issued which waived the assessment, accountability, and reporting requirements for the 2019-2020 school year, thus no data is available to report for this year.

Overall Language Percentage of Students at Each Performance Level for All Students															
Grade Level	Level 4			Level 3			Level 2			Level 1			Total Number of Students		
	17-18	18-19	20-21	17-18	18-19	20-21	17-18	18-19	20-21	17-18	18-19	20-21	17-18	18-19	20-21
K	*	*	*	*	*	*	*	*	*		*	*	11	*	*
1	*	*	*		*	*	*	*	*	*	*	*	*	*	*
2	*	*	*	*	*	*	*	*	*		*	*	*	*	*
3		*	*	*	*	*	*	*	*	*	*	*	*	*	*
4		*	*	*	*	*	*	*	*	*	*	*	*	*	*
5	*	*	*		*	*	*	*	*	*	*	*	*	*	*
All Grades	34.88	*	25.00	25.58	*	50.00	*	*	10.71	*	*	14.29	43	*	28

2019-20 Data:

Executive Order N-30-20 was issued which waived the assessment, accountability, and reporting requirements for the 2019-2020 school year, thus no data is available to report for this year.

Oral Language Percentage of Students at Each Performance Level for All Students															
Grade Level	Level 4			Level 3			Level 2			Level 1			Total Number of Students		
	17-18	18-19	20-21	17-18	18-19	20-21	17-18	18-19	20-21	17-18	18-19	20-21	17-18	18-19	20-21
K	*	*	*	*	*	*	*	*	*		*	*	11	*	*
1	*	*	*		*	*	*	*	*		*	*	*	*	*
2	*	*	*		*	*	*	*	*		*	*	*	*	*
3	*	*	*	*	*	*	*	*	*	*	*	*	*	*	*
4	*	*	*	*	*	*	*	*	*	*	*	*	*	*	*
5	*	*	*		*	*	*	*	*	*	*	*	*	*	*
All Grades	46.51	*	57.14	*	*	28.57	25.58	*	0.00	*	*	14.29	43	*	28

2019-20 Data:

Executive Order N-30-20 was issued which waived the assessment, accountability, and reporting requirements for the 2019-2020 school year, thus no data is available to report for this year.

Written Language Percentage of Students at Each Performance Level for All Students															
Grade Level	Level 4			Level 3			Level 2			Level 1			Total Number of Students		
	17-18	18-19	20-21	17-18	18-19	20-21	17-18	18-19	20-21	17-18	18-19	20-21	17-18	18-19	20-21
K	*	*	*	*	*	*	*	*	*		*	*	11	*	*
1	*	*	*	*	*	*		*	*	*	*	*	*	*	*
2	*	*	*	*	*	*		*	*	*	*	*	*	*	*
3		*	*		*	*	*	*	*	*	*	*	*	*	*
4		*	*		*	*	*	*	*	*	*	*	*	*	*
5	*	*	*		*	*		*	*	*	*	*	*	*	*
All Grades	30.23	*	14.29	*	*	28.57	34.88	*	35.71	27.91	*	21.43	43	*	28

2019-20 Data:

Executive Order N-30-20 was issued which waived the assessment, accountability, and reporting requirements for the 2019-2020 school year, thus no data is available to report for this year.

Listening Domain Percentage of Students by Domain Performance Level for All Students												
Grade Level	Well Developed			Somewhat/Moderately			Beginning			Total Number of Students		
	17-18	18-19	20-21	17-18	18-19	20-21	17-18	18-19	20-21	17-18	18-19	20-21
K	*	*	*	*	*	*		*	*	11	*	*
1	*	*	*	*	*	*		*	*	*	*	*
2	*	*	*		*	*		*	*	*	*	*
3		*	*	*	*	*	*	*	*	*	*	*
4		*	*	*	*	*	*	*	*	*	*	*
5	*	*	*	*	*	*	*	*	*	*	*	*
All Grades	48.84	*	50.00	34.88	*	39.29	*	*	10.71	43	*	28

2019-20 Data:

Executive Order N-30-20 was issued which waived the assessment, accountability, and reporting requirements for the 2019-2020 school year, thus no data is available to report for this year.

Speaking Domain Percentage of Students by Domain Performance Level for All Students												
Grade Level	Well Developed			Somewhat/Moderately			Beginning			Total Number of Students		
	17-18	18-19	20-21	17-18	18-19	20-21	17-18	18-19	20-21	17-18	18-19	20-21
K	*	*	*	*	*	*	*	*	*	11	*	*
1	*	*	*	*	*	*	*	*	*	*	*	*
2	*	*	*		*	*	*	*	*	*	*	*
3	*	*	*		*	*	*	*	*	*	*	*
4	*	*	*	*	*	*		*	*	*	*	*
5	*	*	*	*	*	*		*	*	*	*	*
All Grades	55.81	*	57.14	32.56	*	32.14	*	*	10.71	43	*	28

2019-20 Data:

Executive Order N-30-20 was issued which waived the assessment, accountability, and reporting requirements for the 2019-2020 school year, thus no data is available to report for this year.

Reading Domain Percentage of Students by Domain Performance Level for All Students												
Grade Level	Well Developed			Somewhat/Moderately			Beginning			Total Number of Students		
	17-18	18-19	20-21	17-18	18-19	20-21	17-18	18-19	20-21	17-18	18-19	20-21
K	*	*	*	*	*	*		*	*	11	*	*
1	*	*	*	*	*	*	*	*	*	*	*	*
2	*	*	*		*	*	*	*	*	*	*	*
3		*	*		*	*	*	*	*	*	*	*
4		*	*	*	*	*	*	*	*	*	*	*
5	*	*	*	*	*	*	*	*	*	*	*	*
All Grades	34.88	*	25.00	27.91	*	46.43	37.21	*	28.57	43	*	28

2019-20 Data:

Executive Order N-30-20 was issued which waived the assessment, accountability, and reporting requirements for the 2019-2020 school year, thus no data is available to report for this year.

Writing Domain Percentage of Students by Domain Performance Level for All Students												
Grade Level	Well Developed			Somewhat/Moderately			Beginning			Total Number of Students		
	17-18	18-19	20-21	17-18	18-19	20-21	17-18	18-19	20-21	17-18	18-19	20-21
K	*	*	*	*	*	*	*	*	*	11	*	*
1	*	*	*	*	*	*		*	*	*	*	*
2	*	*	*	*	*	*		*	*	*	*	*
3		*	*	*	*	*	*	*	*	*	*	*
4		*	*	*	*	*	*	*	*	*	*	*
5		*	*	*	*	*	*	*	*	*	*	*
All Grades	34.88	*	14.29	44.19	*	57.14	*	*	28.57	43	*	28

2019-20 Data:

Executive Order N-30-20 was issued which waived the assessment, accountability, and reporting requirements for the 2019-2020 school year, thus no data is available to report for this year.

Conclusions based on this data:

1. English Learners at Aspen are mainly Levels 4-5 with the majority as Level 4.
2. Strategies for reclassification should be based on students reaching proficient levels in reading and writing.

School and Student Performance Data

Student Population

Although both Senate Bill 98 and Assembly Bill 130 suspended the publication of state indicators on the 2020 and 2021 California School Dashboards, these bills also required the reporting of valid and reliable data that would have been included in these Dashboards.

To meet this requirement, CDE has made available the Enrollment, Graduation Rate Additional Report and the College/Career Measures Report data available. All other reports are not available for 2020 and 2021, thus the most recent data (2019 Fall) is provided here.

We are expecting updated reports to come from CDE in December 2022 and be available at www.caschooldashboard.org

2020-21 Student Population			
Total Enrollment	Socioeconomically Disadvantaged	English Learners	Foster Youth
302	18.5	10.3	This is the percent of students whose well-being is the responsibility of a court.
This is the total number of students enrolled.	This is the percent of students who are eligible for free or reduced priced meals; or have parents/guardians who did not receive a high school diploma.	This is the percent of students who are learning to communicate effectively in English, typically requiring instruction in both the English Language and in their academic courses.	

2019-20 Enrollment for All Students/Student Group		
Student Group	Total	Percentage
English Learners	31	10.3
Foster Youth		
Homeless	1	0.3
Socioeconomically Disadvantaged	56	18.5
Students with Disabilities	48	15.9

Enrollment by Race/Ethnicity		
Student Group	Total	Percentage
African American	1	0.3
American Indian or Alaska Native		
Asian	24	7.9
Filipino	7	2.3
Hispanic	59	19.5
Two or More Races	30	9.9
Native Hawaiian or Pacific Islander	1	0.3
White	180	59.6

Conclusions based on this data:

1. White, Hispanic/Latino, and Two or More Races are our highest groups by ethnicity.
2. SED makes up 19.4% of our student population so we should be designing learning and school experiences to address their needs.
3. The 43 EL students should be targeted for instruction and monitored for progress as a group. Interventions should be designed to assure they increase on ELPAC.

School and Student Performance Data





Overall Performance

Although both Senate Bill 98 and Assembly Bill 130 suspended the publication of state indicators on the 2020 and 2021 California School Dashboards, these bills also required the reporting of valid and reliable data that would have been included in these Dashboards.

To meet this requirement, CDE has made available the Enrollment, Graduation Rate Additional Report and the College/Career Measures Report data available. All other reports are not available for 2020 and 2021, thus the most recent data (2019 Fall) is provided here.

We are expecting updated reports to come from CDE in December 2022 and be available at www.caschooldashboard.org

2019 Fall Dashboard Overall Performance for All Students

Academic Performance	Academic Engagement	Conditions & Climate
English Language Arts  Green	Chronic Absenteeism  Green	Suspension Rate  Blue
Mathematics  Green		

Conclusions based on this data:

1. ELA and Mathematics scores are proving to stay at successful levels.
2. Improving student attendance will continue to be a goal for the school
3. Suspension rates continue to remain low.

School and Student Performance Data

Academic Performance English Language Arts

Although both Senate Bill 98 and Assembly Bill 130 suspended the publication of state indicators on the 2020 and 2021 California School Dashboards, these bills also required the reporting of valid and reliable data that would have been included in these Dashboards.

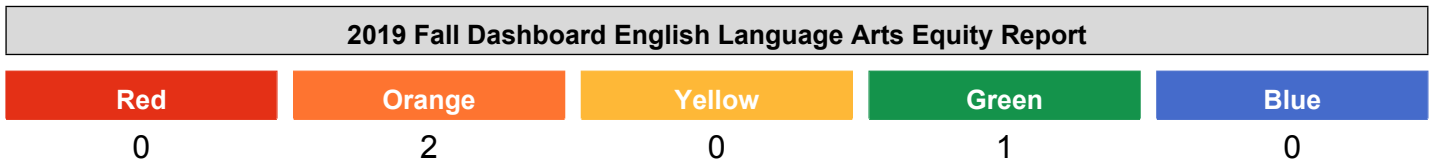
To meet this requirement, CDE has made available the Enrollment, Graduation Rate Additional Report and the College/Career Measures Report data available. All other reports are not available for 2020 and 2021, thus the most recent data (2019 Fall) is provided here.

We are expecting updated reports to come from CDE in December 2022 and be available at www.caschooldashboard.org

The performance levels are color-coded and range from lowest-to-highest performance in the following order:











This section provides number of student groups in each color.



This section provides a view of Student Assessment Results and other aspects of this school's performance, specifically how well students are meeting grade-level standards on the English Language Arts assessment. This measure is based on student performance on the Smarter Balanced Summative Assessment, which is taken annually by students in grades 3–8 and grade 11.

2019 Fall Dashboard English Language Arts Performance for All Students/Student Group		
<p>All Students</p> <p>Green</p> <p>13.5 points above standard</p> <p>Declined -9.7 points</p> <p>166</p>	<p>English Learners</p> <p>No Performance Color</p> <p>17.6 points below standard</p> <p>Increased Significantly +18.4 points</p> <p>30</p>	<p>Foster Youth</p> <p>No Performance Color</p> <p>0 Students</p>
<p>Homeless</p> <p>No Performance Color</p> <p>0 Students</p>	<p>Socioeconomically Disadvantaged</p> <p>Orange</p> <p>49.1 points below standard</p> <p>Declined Significantly -16.2 points</p> <p>40</p>	<p>Students with Disabilities</p> <p>No Performance Color</p> <p>112.9 points below standard</p> <p>Declined -7.6 points</p> <p>28</p>

2019 Fall Dashboard English Language Arts Performance by Race/Ethnicity

African American	American Indian	Asian	Filipino
 No Performance Color Less than 11 Students - Data Not Displayed for Privacy 2	 No Performance Color 0 Students	 No Performance Color 67.8 points above standard Increased Significantly ++52.5 points 14	 No Performance Color Less than 11 Students - Data Not Displayed for Privacy 5
Hispanic	Two or More Races	Pacific Islander	White
 Orange 30.4 points below standard Declined Significantly -18.5 points 38	 No Performance Color 34.6 points above standard Increased ++10.9 points 16	 No Performance Color 0 Students	 Green 21.2 points above standard Declined Significantly -16 points 91

This section provides a view of Student Assessment Results and other aspects of this school’s performance, specifically how well students are meeting grade-level standards on the English Language Arts assessment. This measure is based on student performance on the Smarter Balanced Summative Assessment, which is taken annually by students in grades 3–8 and grade 11.

2019 Fall Dashboard English Language Arts Data Comparisons for English Learners

Current English Learner	Reclassified English Learners	English Only
78.1 points below standard Increased Significantly ++26 points 16	51.3 points above standard Increased ++9 points 14	20.5 points above standard Declined -13.2 points 132

Conclusions based on this data:

- Overall, Aspen students continue to perform above the standard in English Language Arts.
- The performance of our English Learners improved significantly in English Language Arts.
- It is important that as a staff we recognize and address the decline in performance of the students in our socioeconomically disadvantaged and Hispanic subgroups.

School and Student Performance Data

Academic Performance Mathematics

Although both Senate Bill 98 and Assembly Bill 130 suspended the publication of state indicators on the 2020 and 2021 California School Dashboards, these bills also required the reporting of valid and reliable data that would have been included in these Dashboards.

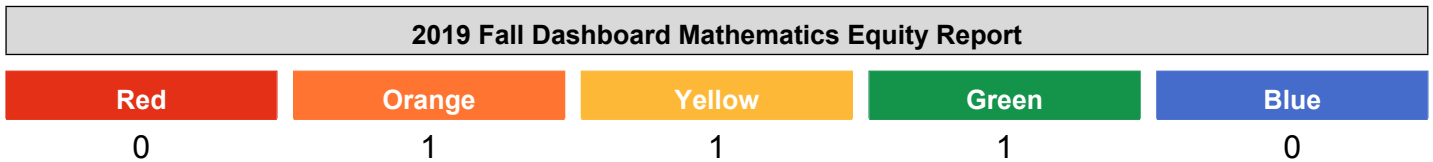
To meet this requirement, CDE has made available the Enrollment, Graduation Rate Additional Report and the College/Career Measures Report data available. All other reports are not available for 2020 and 2021, thus the most recent data (2019 Fall) is provided here.

We are expecting updated reports to come from CDE in December 2022 and be available at www.caschooldashboard.org





The performance levels are color-coded and range from lowest-to-highest performance in the following order:









This section provides number of student groups in each color.



This section provides a view of Student Assessment Results and other aspects of this school's performance, specifically how well students are meeting grade-level standards on the Mathematics assessment. This measure is based on student performance on the Smarter Balanced Summative Assessment, which is taken annually by students in grades 3–8 and grade 11.

2019 Fall Dashboard Mathematics Performance for All Students/Student Group		
<p>All Students</p>  <p>Green</p> <p>13.8 points above standard</p> <p>Increased ++5.5 points</p> <p>166</p>	<p>English Learners</p>  <p>No Performance Color</p> <p>2.5 points below standard</p> <p>Increased Significantly ++28.2 points</p> <p>30</p>	<p>Foster Youth</p>
<p>Homeless</p>	<p>Socioeconomically Disadvantaged</p>  <p>Orange</p> <p>40.1 points below standard</p> <p>Maintained -2 points</p> <p>40</p>	<p>Students with Disabilities</p>  <p>No Performance Color</p> <p>94.5 points below standard</p> <p>Increased Significantly ++26.7 points</p> <p>28</p>

2019 Fall Dashboard Mathematics Performance by Race/Ethnicity

African American	American Indian	Asian	Filipino
 No Performance Color Less than 11 Students - Data Not Displayed for Privacy 2		 No Performance Color 83 points above standard Increased Significantly ++75.6 points 14	 No Performance Color Less than 11 Students - Data Not Displayed for Privacy 5
Hispanic	Two or More Races	Pacific Islander	White
 Yellow 19.7 points below standard Maintained -2.9 points 38	 No Performance Color 38.4 points above standard Increased Significantly ++22.2 points 16		 Green 15.4 points above standard Maintained -0.6 points 91

This section provides a view of Student Assessment Results and other aspects of this school's performance, specifically how well students are meeting grade-level standards on the Mathematics assessment. This measure is based on student performance on the Smarter Balanced Summative Assessment, which is taken annually by students in grades 3–8 and grade 11.

2019 Fall Dashboard Mathematics Data Comparisons for English Learners

Current English Learner	Reclassified English Learners	English Only
34.9 points below standard Increased Significantly ++47.5 points 16	34.4 points above standard Increased ++5.7 points 14	17.9 points above standard Maintained ++2.1 points 132

Conclusions based on this data:

1. Overall, Aspen students continue to perform above the standard in Mathematics.
2. The performance of our students with disabilities and English Learners increased significantly in mathematics.
3. Although the performance of our English Learners is 35 points below the standard, our current English Learner scores improved by 47.5 points.

School and Student Performance Data

Academic Performance English Learner Progress

Although both Senate Bill 98 and Assembly Bill 130 suspended the publication of state indicators on the 2020 and 2021 California School Dashboards, these bills also required the reporting of valid and reliable data that would have been included in these Dashboards.

To meet this requirement, CDE has made available the Enrollment, Graduation Rate Additional Report and the College/Career Measures Report data available. All other reports are not available for 2020 and 2021, thus the most recent data (2019 Fall) is provided here.

We are expecting updated reports to come from CDE in December 2022 and be available at www.caschooldashboard.org

This section provides a view of the percentage of current EL students making progress towards English language proficiency or maintaining the highest level.

2019 Fall Dashboard English Learner Progress Indicator

English Learner Progress
making progress towards English language proficiency
Number of EL Students:
Performance Level:

This section provides a view of the percentage of current EL students who progressed at least one ELPI level, maintained ELPI level 4, maintained lower ELPI levels (i.e, levels 1, 2L, 2H, 3L, or 3H), or decreased at least one ELPI Level.

2019 Fall Dashboard Student English Language Acquisition Results

Decreased One ELPI Level	Maintained ELPI Level 1, 2L, 2H, 3L, or 3H	Maintained ELPI Level 4	Progressed At Least One ELPI Level
-------------------------------------	---	------------------------------------	---

Conclusions based on this data:

1.

School and Student Performance Data

Academic Performance College/Career Measures Only Report

Although both Senate Bill 98 and Assembly Bill 130 suspended the publication of state indicators on the 2020 and 2021 California School Dashboards, these bills also required the reporting of valid and reliable data that would have been included in these Dashboards.

To meet this requirement, CDE has made available the Enrollment, Graduation Rate Additional Report and the College/Career Measures Report data available. All other reports are not available for 2020 and 2021, thus the most recent data (2019 Fall) is provided here.

We are expecting updated reports to come from CDE in December 2022 and be available at www.caschooldashboard.org

Number and Percentage of Students in the Combined Graduation Rate and/or Dashboard Alternative School Status (DASS) Graduation Rate by Student Group		
Student Group	Cohort Totals	Cohort Percent
All Students		
African American		
American Indian or Alaska Native		
Asian		
Filipino		
Hispanic		
Native Hawaiian or Pacific Islander		
White		
Two or More Races		
English Learners		
Socioeconomically Disadvantaged		
Students with Disabilities		
Foster Youth		
Homeless		

Advanced Placement Exams – Number and Percentage of Four-Year Graduation Rate Cohort Students

Student Group	Cohort Totals	Cohort Percent
All Students		
African American		
American Indian or Alaska Native		
Asian		
Filipino		
Hispanic		
Native Hawaiian or Pacific Islander		
White		
Two or More Races		
English Learners		
Socioeconomically Disadvantaged		
Students with Disabilities		
Foster Youth		
Homeless		

* This table shows students in the four-year graduation rate cohort by student group who scored 3 or higher on at least two Advanced Placement exams.

International Baccalaureate Exams – Number and Percentage of Four-Year Graduation Rate Cohort

Student Group	Cohort Totals	Cohort Percent
All Students		
African American		
American Indian or Alaska Native		
Asian		
Filipino		
Hispanic		
Native Hawaiian or Pacific Islander		
White		
Two or More Races		
English Learners		
Socioeconomically Disadvantaged		
Students with Disabilities		
Foster Youth		
Homeless		

* This table shows students in the four-year graduation rate cohort by student group who scored 4 or higher on at least two International Baccalaureate Exams.

Completed at Least One Career Technical Education (CTE) Pathway – Number and Percentage of All Students		
Student Group	Cohort Totals	Cohort Percent
All Students		
African American		
American Indian or Alaska Native		
Asian		
Filipino		
Hispanic		
Native Hawaiian or Pacific Islander		
White		
Two or More Races		
English Learners		
Socioeconomically Disadvantaged		
Students with Disabilities		
Foster Youth		
Homeless		

* This table shows students in the combined graduation rate and/or DASS graduation rate by student group who completed at least one CTE Pathway with a grade of C- or better (or Pass) in the capstone course.

Completed a-g Requirements – Number and Percentage of All Students		
Student Group	Cohort Totals	Cohort Percent
All Students		
African American		
American Indian or Alaska Native		
Asian		
Filipino		
Hispanic		
Native Hawaiian or Pacific Islander		
White		
Two or More Races		
English Learners		
Socioeconomically Disadvantaged		
Students with Disabilities		
Foster Youth		
Homeless		

* This table shows students in the combined graduation rate and/or DASS graduation rate by student group who met the University of California (UC) or California State University (CSU) a-g criteria with a grade of C or better (or Pass).

Completed a-g Requirements AND at Least One CTE Pathway – Number and Percentage of All Students		
Student Group	Cohort Totals	Cohort Percent
All Students		
African American		
American Indian or Alaska Native		
Asian		
Filipino		
Hispanic		
Native Hawaiian or Pacific Islander		
White		
Two or More Races		
English Learners		
Socioeconomically Disadvantaged		
Students with Disabilities		
Foster Youth		
Homeless		

* This table shows students in the combined graduation rate and/or DASS graduation rate by student group who met the UC or CSU a-g criteria with a grade of C or better (or Pass) AND completed at least one CTE Pathway with a grade of C- or better (or Pass) in the capstone course.

Completed College Credit Courses – Number and Percentage of All Student Students Completing One Semester, Two Quarters, or Two Trimesters of College Credit Courses		
Student Group	Number of Students	Percent of Students
All Students		
African American		
American Indian or Alaska Native		
Asian		
Filipino		
Hispanic		
Native Hawaiian or Pacific Islander		
White		
Two or More Races		
English Learners		
Socioeconomically Disadvantaged		
Students with Disabilities		
Foster Youth		
Homeless		

* This table shows students in the combined graduation rate and/or DASS graduation rate by student group who completed Academic or CTE subject college credit courses with a grade of C- or better (or Pass).

**Completed College Credit Courses – Number and Percentage of All Student
Students Completing Two Semesters, Three Quarters, or Three Trimesters of College Credit Courses**

Student Group	Number of Students	Percent of Students
All Students		
African American		
American Indian or Alaska Native		
Asian		
Filipino		
Hispanic		
Native Hawaiian or Pacific Islander		
White		
Two or More Races		
English Learners		
Socioeconomically Disadvantaged		
Students with Disabilities		
Foster Youth		
Homeless		

* This table shows students in the combined graduation rate and/or DASS graduation rate by student group who completed Academic or CTE subject college credit courses with a grade of C- or better (or Pass).

Earned the State Seal of Biliteracy – Number and Percentage of All Students

Student Group	Cohort Totals	Cohort Percent
All Students		
African American		
American Indian or Alaska Native		
Asian		
Filipino		
Hispanic		
Native Hawaiian or Pacific Islander		
White		
Two or More Races		
English Learners		
Socioeconomically Disadvantaged		
Students with Disabilities		
Foster Youth		
Homeless		

* This table shows students in the combined graduation rate and/or DASS graduation rate by student group who earned the State Seal of Biliteracy.

Conclusions based on this data:

1.

School and Student Performance Data

Academic Engagement Chronic Absenteeism

Although both Senate Bill 98 and Assembly Bill 130 suspended the publication of state indicators on the 2020 and 2021 California School Dashboards, these bills also required the reporting of valid and reliable data that would have been included in these Dashboards.

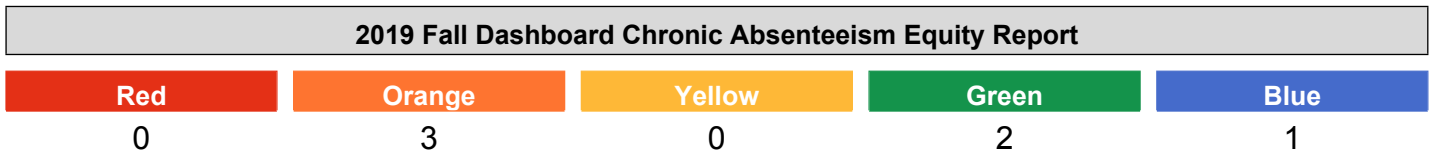
To meet this requirement, CDE has made available the Enrollment, Graduation Rate Additional Report and the College/Career Measures Report data available. All other reports are not available for 2020 and 2021, thus the most recent data (2019 Fall) is provided here.

We are expecting updated reports to come from CDE in December 2022 and be available at www.caschooldashboard.org

The performance levels are color-coded and range from lowest-to-highest performance in the following order:











This section provides number of student groups in each color.



This section provides information about the percentage of students in kindergarten through grade 8 who are absent 10 percent or more of the instructional days they were enrolled.

2019 Fall Dashboard Chronic Absenteeism for All Students/Student Group		
<p>All Students</p> <p>Green</p> <p>3.9</p> <p>Declined -1.6</p> <p>381</p>	<p>English Learners</p> <p>Orange</p> <p>8.2</p> <p>Increased +4.2</p> <p>49</p>	<p>Foster Youth</p> <p>No Performance Color</p> <p>Less than 11 Students - Data Not Displayed for Privacy</p> <p>1</p>
<p>Homeless</p> <p>No Performance Color</p> <p>Less than 11 Students - Data Not Displayed for Privacy</p> <p>1</p>	<p>Socioeconomically Disadvantaged</p> <p>Orange</p> <p>9.2</p> <p>Increased +0.5</p> <p>87</p>	<p>Students with Disabilities</p> <p>Green</p> <p>6</p> <p>Declined -6.9</p> <p>67</p>

2019 Fall Dashboard Chronic Absenteeism by Race/Ethnicity

African American	American Indian	Asian	Filipino
 No Performance Color Less than 11 Students - Data Not Displayed for Privacy 2	 No Performance Color Less than 11 Students - Data Not Displayed for Privacy 0	 No Performance Color 6.3 Increased +6.3 32	 No Performance Color Less than 11 Students - Data Not Displayed for Privacy 9
Hispanic	Two or More Races	Pacific Islander	White
 Orange 7.9 Increased +2.6 76	 Green 3 Declined -2.5 33	 No Performance Color Less than 11 Students - Data Not Displayed for Privacy 1	 Blue 2.6 Declined Significantly -3.1 228

Conclusions based on this data:

1. Overall, Chronic Absenteeism declined moving Aspen from orange (2018) to green (2019).
2. Chronic Absenteeism with our Students with Disabilities declined by 6.9 points.
3. Chronic Absenteeism among our English Learners slightly increased by 4.2 points.

School and Student Performance Data

Academic Engagement Graduation Rate Additional Report

Although both Senate Bill 98 and Assembly Bill 130 suspended the publication of state indicators on the 2020 and 2021 California School Dashboards, these bills also required the reporting of valid and reliable data that would have been included in these Dashboards.

To meet this requirement, CDE has made available the Enrollment, Graduation Rate Additional Report and the College/Career Measures Report data available. All other reports are not available for 2020 and 2021, thus the most recent data (2019 Fall) is provided here.

We are expecting updated reports to come from CDE in December 2022 and be available at www.caschooldashboard.org

2021 Graduation Rate by Student Group				
Student Group	Number of Students in the Graduation Rate	Number of Graduates	Number of Fifth Year Graduates	Graduation Rate
All Students				
English Learners				
Foster Youth				
Homeless				
Socioeconomically Disadvantaged				
Students with Disabilities				
African American				
American Indian or Alaska Native				
Asian				
Filipino				
Hispanic				
Native Hawaiian or Pacific Islander				
White				
Two or More Races				

Conclusions based on this data:

1.

School and Student Performance Data

Conditions & Climate Suspension Rate

Although both Senate Bill 98 and Assembly Bill 130 suspended the publication of state indicators on the 2020 and 2021 California School Dashboards, these bills also required the reporting of valid and reliable data that would have been included in these Dashboards.

To meet this requirement, CDE has made available the Enrollment, Graduation Rate Additional Report and the College/Career Measures Report data available. All other reports are not available for 2020 and 2021, thus the most recent data (2019 Fall) is provided here.

We are expecting updated reports to come from CDE in December 2022 and be available at www.caschooldashboard.org

The performance levels are color-coded and range from lowest-to-highest performance in the following order:

Lowest Performance



Red



Orange



Yellow



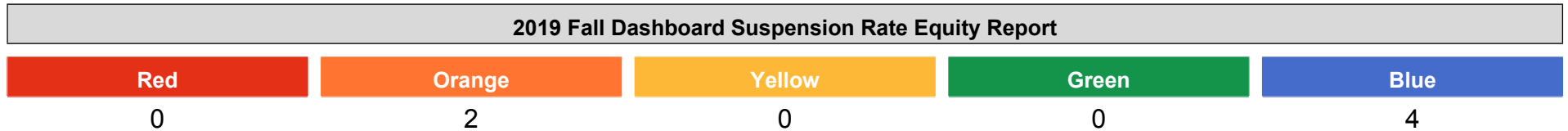
Green



Blue

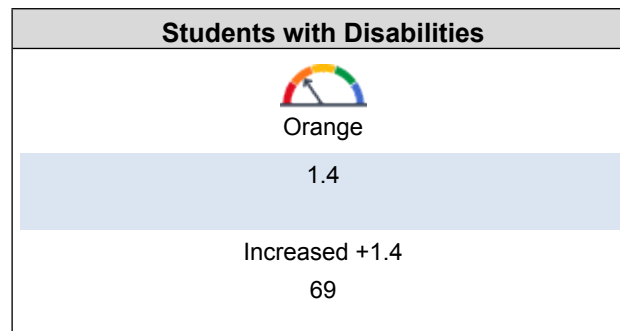
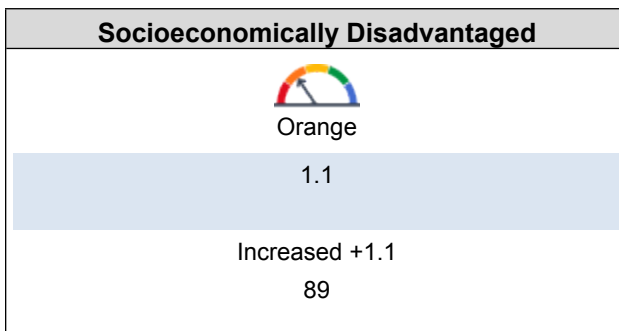

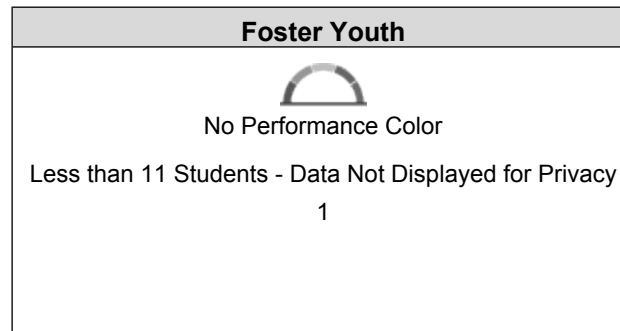
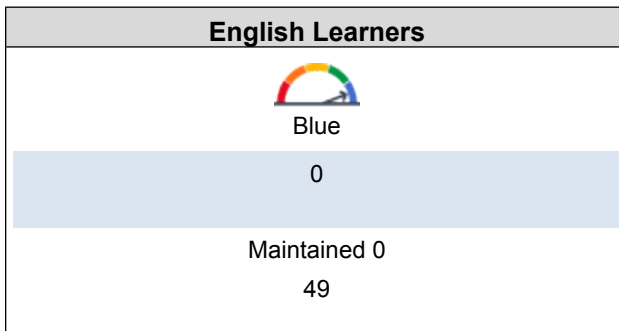

Highest Performance

This section provides number of student groups in each color.










This section provides information about the percentage of students in kindergarten through grade 12 who have been suspended at least once in a given school year. Students who are suspended multiple times are only counted once.

2019 Fall Dashboard Suspension Rate for All Students/Student Group



2019 Fall Dashboard Suspension Rate by Race/Ethnicity

African American	American Indian	Asian	Filipino
 No Performance Color Less than 11 Students - Data Not 2		 No Performance Color 0 Maintained 0 33	 No Performance Color Less than 11 Students - Data Not 9
Hispanic	Two or More Races	Pacific Islander	White
 Blue 0 Maintained 0 77	 Blue 0 Maintained 0 34	 No Performance Color Less than 11 Students - Data Not 1	 Blue 0.4 Maintained 0 233

This section provides a view of the percentage of students who were suspended.

2019 Fall Dashboard Suspension Rate by Year

2017	2018	2019
	0.3	0.3

Conclusions based on this data:

- Overall, the suspension rate at Aspen maintained at 0.

Goals, Strategies, & Proposed Expenditures

Complete a copy of the following table for each of the school's goals. Duplicate the table as needed.

Goal Subject

Implement targeted actions that support positive student outcomes with academic achievement for all students

LEA/LCAP Goal

CVUSD LCAP GOAL 1: Implement targeted actions and services that support positive student outcomes -----

CVUSD LCAP GOAL 2: Ensure highly qualified and effective staff are provided with targeted professional learning and have an understanding that all job responsibilities are structured to support positive student outcomes -----

Goal 1

1. All general education, students with disabilities (SWD), English Learners (EL), and Socio-Economically Disadvantaged (SED) in grades TK - 5 will demonstrate a 3% increase and/or maintain 85% or higher in ELA as measured by District Benchmarks.
2. All general education, students with disabilities (SWD), English Learners (EL), and Socio-Economically Disadvantaged (SED) in grades TK - 5 will demonstrate a 3% increase and/or maintain 85% or higher in math as measured by District Benchmarks.
3. All 3rd-5th grade students will meet or exceed standards in English Language Arts on the CAASPP test. Students in specific student groups (students with disabilities (SWD), English Learners (EL), Socio-Economically Disadvantaged (SED), and Gifted and Talented Education (GATE) will score within 10 percentage points of students overall.
4. All 3rd-5th grade students will meet or exceed standards in Math on the CAASPP test. Students in specific student groups (students with disabilities (SWD), English Learners (EL), Socio-Economically Disadvantaged (SED), and Gifted and Talented Education (GATE)) will score within 10% of students overall.
5. 3rd-5th grade students will perform within the expected grade-level Lexile band, as measured by Scholastic Reading Inventory (SRI).

Identified Need

Aspen Elementary has a variability in performance overall and target student groups including SWD, EL, and SED. The most recent data from 2021-2022 indicated that on average 74% of students in grades TK - 5 Exceeded standard in ELA and on average 84% of students in grades TK - 5 Exceeded standard in Math as based on CVUSD benchmarks. Additionally, the most recent data from the 2021-2022 CASSPP indicates that 71% of students met or exceed standards in ELA and 63% met or exceed standard in Math.

Annual Measurable Outcomes

Metric/Indicator	Baseline/Actual Outcome	Expected Outcome
2021 - 2022 ELA Benchmarks for ALL Students (SWD, EL, SED, GATE)	2021-2022 ELA Benchmarks- Meet or Exceed Standards TK/Kindergarten - 76% 1st Grade - 82% 2nd Grade - 84% 3rd Grade - 64% 4th Grade - 71% 5th Grade - 67%	2022-2023 ELA Benchmarks- Meet or Exceed Standards TK/Kindergarten - 85% 1st Grade - 85% 2nd Grade - 87% 3rd Grade - 67% 4th Grade - 74% 5th Grade - 70%
2021 - 2022 Math Benchmarks for ALL Students (SWD, EL, SED, GATE)	2021-2022 Math Benchmarks- Meet or Exceed Standards TK/Kindergarten - 85% 1st Grade - 79% 2nd Grade - 83% 3rd Grade - 86% 4th Grade - 91% 5th Grade - 80%	2022-2023 Math Benchmarks- Meet or Exceed Standards TK/Kindergarten - 88% 1st Grade - 85% 2nd Grade - 86% 3rd Grade - 89% 4th Grade - 94% 5th Grade - 83%
2021 - 2022 CAASPP Scores ELA for ALL Students (SWD, EL, SED, GATE)	2021 - 2022 CAASPP ELA 3rd Grade- 64% 4th Grade- 81% 5th Grade- 69%	2022 - 2023 CAASPP ELA 3rd Grade- 74% 4th Grade- 91% 5th Grade-79%
2021- 2022 CAASPP Scores Math for ALL Students (SWD, EL, SED, GATE)	2021 - 2022 CAASPP Math- Meet or Exceed 3rd Grade-61% 4th Grade-83% 5th Grade 46%	2022 - 2023 CAASPP Math- Meet or Exceed 3rd Grade- 71% 4th Grade- 93% 5th Grade- 56%

Metric/Indicator

Baseline/Actual Outcome

Expected Outcome

3rd-5th Scholastic Reading Inventory (SRI) scores

3rd grade: 88%, 4th grade: 69%, and 5th grade: 81% in June of 2022

3rd grade: 93%, 4th grade: 74%, and 5th grade: 86% by June of 2023

Complete a copy of the Strategy/Activity table for each of the school’s strategies/activities. Duplicate the table, including Proposed Expenditures, as needed.

Actions to be Taken to Reach This Goal	Timeline	Person(s) Responsible	Proposed Expenditure(s)			
			Description	Type	Funding Source	Amount
<p>ELA and Math Intervention Program for grades K-5, including Target Time 3 x weekly for all students in grades 1-5. Students will be placed by teachers into targeted small groups based on data collected. Each trimester, assessment data will be analyzed and groups adjusted. Target Time groups will range from skills-based remediation to ELA and Math enrichment.</p>	<p>August 2022-June 2023</p>	<p>Grade Level Teachers Certificated Academic Specialists Principal</p>	<p>An academic specialist will collect initial data in grades 1-5 in phonics, reading accuracy, fluency, and comprehension using Lexia. The specialist will receive training in assessments and intervention curriculum. The specialist will participate in Target Time group formation 3 x per year. They will also perform 1-on-1 assessment of each 3rd-5th grader in reading accuracy, fluency, and comprehension throughout the year for progress monitoring.</p>	<p>1000-1999: Certificated Personnel Salaries</p>	<p>ESSER III - Learning Loss</p>	<p>15000</p>

Actions to be Taken to Reach This Goal	Timeline	Person(s) Responsible	Proposed Expenditure(s)			
			Description	Type	Funding Source	Amount
			Provide Release Time and hire substitutes for Grade Level Teachers to meet with Principal and Academic Specialists each trimester to form appropriate Target Time groups based on assessment data.	1000-1999: Certificated Personnel Salaries	ESSER III - Other Allowable Uses	4,181
			Dedicate school-wide PLC time 4 x yearly to analyze ELA and Math assessment data (CVUSD benchmarks, as well as MTSS/Target Time progress--including special populations.	None Specified	None Specified	0
			Disaggregate benchmark data based on special populations (English Language Learners, Students with Disabilities, and Socioeconomically Disadvantaged) to guard against an achievement gap.	None Specified	None Specified	0

Actions to be Taken to Reach This Goal	Timeline	Person(s) Responsible	Proposed Expenditure(s)			
			Description	Type	Funding Source	Amount
			An academic specialist and the classroom teachers will provide direct instruction to students in Target Time 3 times per week. Students will be expected to access the intervention program independently 2 other times per week providing them with 4 days of intervention.	None Specified	None Specified	0
			Release Time for TK-3rd grade teachers to administer 1-on-1 benchmark assessments at the end of each trimester.	1000-1999: Certificated Personnel Salaries	Instruction	3000
			Utilize CAASPP ELA and Math Interim and Focus Assessments in small groups as an instructional tool to prepare for SBAC state testing, grades 3-5. Ensure all students, including those in EL, SWD, and SED populations, understand SBAC tools to fully demonstrating their learning.	None Specified	None Specified	0

Actions to be Taken to Reach This Goal	Timeline	Person(s) Responsible	Proposed Expenditure(s)			
			Description	Type	Funding Source	Amount
All students will have regular use of digital software designed to build reading, language, math skills at their instructional level. Students will also increase their digital fluency through direct instruction in SeeSaw (K-2) and Canvas (3-5).	August 2022-June 2023	Classroom Teachers Computer Specialist Computer Technician Principal	Students will have use of grade-level appropriate computer programs, including Canvas Applications, Lexia, Reading Eggs, Math Seeds, Reading Counts, SRI, Epic, Read Naturally, Wonders, Wonder Works, Imagine Learning, ReadWorks, Smarty Ants, Razz Kids, IXL and Brain Pop.	0001-0999: Unrestricted: Locally Defined	OTRM	5000
			Primary Grade teachers will use SeeSaw to support ELA instruction	None Specified	None Specified	0
			Upper grade teachers will use Canvas and to support their ELA instruction.	None Specified	None Specified	0
			Students and teachers will have access to Canvas Applications to enhance instruction and learning.	None Specified	None Specified	0
			Teachers will facilitate the use of Lexia and Smarty Ants for identified EL learners.	None Specified	None Specified	0
			Use of online program Alexandria to access grade-level or reading level appropriate material for students through our School Library.	None Specified	None Specified	0

Actions to be Taken to Reach This Goal	Timeline	Person(s) Responsible	Proposed Expenditure(s)			
			Description	Type	Funding Source	Amount
Support teachers with Professional Learning opportunities and in Professional Learning Teams.	August 2022-June 2023	Principal Aspen Leadership Team Aspen Teachers	Teachers will work with Principal, School Psychologist, and District Special Education staff to provide strategies and implement techniques for inclusion of students with disabilities in a General education setting.	None Specified	None Specified	0
			TK-5th grade teachers will work in data teams with Principal to disaggregate benchmark data each trimester in PLTs. These teams will develop specific criteria for a student's placement in an intervention group.	None Specified	None Specified	0
			3rd – 5th grade teachers will work with Assistant Director, Educational Technology and Student Performance during staff meetings or PLTs to understand areas of the CAASPP test to focus on targets and claims data in PLTs.	None Specified	None Specified	0

Actions to be Taken to Reach This Goal	Timeline	Person(s) Responsible	Proposed Expenditure(s)			
			Description	Type	Funding Source	Amount
			Teachers will work with ELD Facilitator and/or ELD Advisor to support students in extending vocabulary, provide resources to help students understand English language based on students' culture, identify programs that may help provide academic, social and emotional support to students and families	None Specified	None Specified	0
			Teachers will work with CVUSD Technology TOSA to incorporate technology strategies into instruction.	None Specified	None Specified	0.00
			Provide teacher release for one on one reading results assessment and benchmark assessment, team collaboration and data sharing and analysis.	1000-1999: Certificated Personnel Salaries	Instruction	5000
			All teachers will participate in professional development on technology programs such as: Canvas, SeeSaw, Wonders, and Lexia to enhance instruction.	None Specified	None Specified	0

Actions to be Taken to Reach This Goal	Timeline	Person(s) Responsible	Proposed Expenditure(s)			
			Description	Type	Funding Source	Amount
			Teachers will participate in ongoing professional development in the area of Universal Design for Learning to implement inclusive teaching and learning strategies.	None Specified	None Specified	0
			Teachers will participate in ongoing professional development for Wonders Curriculum	None Specified	None Specified	
Books, supplies, technology, copier lease, teacher budgets, adoption support materials & operating costs to support the instructional program for all students	August 2022-June 2023	Teachers Principal	Materials to support the instructional program for all learners	4000-4999: Books And Supplies	ESSER III - Learning Loss	13,181
			Purchase technology to promote math skills and enrichment, including microphones used for instruction, headphones, stylus' for Chromebooks, mouse for Chromebooks, iPads.	4000-4999: Books And Supplies	ESSER III - Other Allowable Uses	3000
Purchase print materials and other supplies to support instruction and intervention and enrichment in ELA and Math.	August 2022-June 2023	Principal Classroom Teachers Academic Specialists	Print materials to support instruction and intervention such as Handwriting without Tears, Quick Words, Cursive, and enrichment activities, including SIPPS, Read Naturally, and Support Coach.	4000-4999: Books And Supplies	ESSER III - Other Allowable Uses	3000
			Supplies needed to effectively run intervention and enrichment programs	4000-4999: Books And Supplies	ESSER III - Other Allowable Uses	2000

Actions to be Taken to Reach This Goal	Timeline	Person(s) Responsible	Proposed Expenditure(s)			
			Description	Type	Funding Source	Amount
Provide additional supports for beginning English Language Learners.	August 2022-June 2023	Classroom Teachers Computer Specialist Academic Specialists Bilingual Facilitator	Teachers will ensure that students in grades 1-5 with ELPAC levels Emerging and Beginning- Expanding use Rosetta Stone computer program at the rate recommended by district EL Services. They will provide access in their classrooms.	None Specified	None Specified	0
			Provide an academic specialist to help beginning EL students access content area instruction in the classroom.	1000-1999: Certificated Personnel Salaries	0860	1280
			Budget for additional materials needed during designated ELD instruction.	4000-4999: Books And Supplies	ESSER III - Other Allowable Uses	1000
			Run progress monitoring reports for Rosetta Stone, Imagine Learning, Smarty Ants, and Lexia bi-weekly to monitor participation and progress.	None Specified	None Specified	0
Ensure all students are learning in the Least Restrictive Environment.	August 2022-June 2023	Principal Classroom Teachers School Psychologist Special Education Teacher Speech and Language Pathologist	Maintain the current LRE statistics of 100% of students with disabilities properly placed.	None Specified	None Specified	0

Actions to be Taken to Reach This Goal	Timeline	Person(s) Responsible	Proposed Expenditure(s)			
			Description	Type	Funding Source	Amount
			Utilize the Special Education Teacher and the Speech & Language Pathologist to provide high-level interventions to support students as they work on IEP goals.	None Specified	None Specified	0
			Provide ongoing professional development for general education teachers in Inclusion Strategies.	None Specified	None Specified	0
			Special Education teachers will continuously review IEP goal data, evaluate implementation services, and measure goal progress to ensure that student with disabilities are accessing their education and targeted intervention in their LRE.	None Specified	None Specified	
Academic Specialist Support for Transitional Kindergarten	August 2022-June 2023	Principal TK Teacher Academic Specialist	An academic specialist will assist in TK to support ELA and Math skill development	2000-2999: Classified Personnel Salaries	None Specified	0

Actions to be Taken to Reach This Goal	Timeline	Person(s) Responsible	Proposed Expenditure(s)			
			Description	Type	Funding Source	Amount
Incorporate UDL Strategies to address instructional barriers for ALL students.	August 2022-June 2023	Teachers Principal	Focused lessons on identified targeted areas of improvement in ELA and math through UDL to ensure access to accommodate and differentiate for student individual learning differences	None Specified	None Specified	
UDL/DEI/SEL Professional Development	August 2022-June 2023	Teachers Principal	All teachers participated in a professional learning day focused on DEI and UDL with a action plan focused on academic and SEL learning.	None Specified	None Specified	0
			Ongoing professional development rooted in the intersection of UDL/DEI/SEL at staff meetings.	None Specified	None Specified	0

Annual Review

SPSA Year Reviewed: 2021-22

Respond to the following prompts relative to this goal. If the school is in the first year of implementing the goal, an analysis is not required and this section may be deleted.

ANALYSIS

Describe the overall implementation of the strategies/activities and the overall effectiveness of the strategies/activities to achieve the articulated goal.

This goal was implemented during the 2021-2022 school year. For the 2022-2023 school year, the goal now inclusive of ELA and Math targets. Pursuant to the discussion of this year's School Site Council, it was agreed that the above goals should remain

consistent with small adjustments being made to targeted growth in numbers order to allow for adequate and continued progress on this important school goal.

Briefly describe any major differences between the intended implementation and/or the budgeted expenditures to implement the strategies/activities to meet the articulated goal.

In 2020-2021 students did not take the CAASPP therefore there is no data to compare growth. CVUSD Elementary ELA and Math benchmarks and Middle School 'Outgoing' ELA and Math assessments were given instead.

Describe any changes that will be made to this goal, the annual outcomes, metrics, or strategies/activities to achieve this goal as a result of this analysis. Identify where those changes can be found in the SPSA.

Our overall goal remains unchanged, but we have adjusted the metrics we will use to measure outcomes. This year's goals will continue to be measurable to be able to substantiate growth using CAASPP Scores and CVUSD Benchmarks.

Goals, Strategies, & Proposed Expenditures

Complete a copy of the following table for each of the school's goals. Duplicate the table as needed.

Goal Subject

Implement targeted actions that support positive student outcomes for Students With Disabilities

LEA/LCAP Goal

CVUSD LCAP GOAL 1: Implement targeted actions and services that support positive student outcomes -----

CVUSD LCAP GOAL 3: Provide communication and targeted outreach that informs the community of programs and opportunities that support positive student outcomes -----

CVUSD LCAP GOAL 4: Enhance the social, emotional, and physical well-being for all students through targeted actions that support positive student outcomes -----

Goal 2

1. SWD in grades 3-5 will increase their CAASPP test scores in ELA to increase the number of of SWD meeting or exceeding standards.
2. SWD in grades 3-5 will increase their CAASPP test scores in Math to increase the number of of SWD meeting or exceeding standards.
3. SWD in grades TK - 5 will demonstrate a 5% increase or maintain 80% or higher in ELA as measured by District Benchmarks
4. SWD in grades TK - 5 will demonstrate a 5% increase or maintain 80% or higher in math as measured by District Benchmarks.
5. Increase the Least Restrictive Environment (LRE) number of SWD spending 80% or more of their day in general education classes.

Identified Need

Aspen Elementary has a variability in performance overall for SWD. The most recent data from 2021-2022 indicated that on average 66% of SWD in grades TK - 5 met or exceeded standard in ELA and on average 80% of students in grades TK - 5 met or exceeded standards in Math as based on CVUSD benchmarks. Additionally, the most recent data from the 2021-2022 CASSPP indicates that 12% of SWD met or exceed standards in ELA and 27% of SWD met or exceed standard in Math.

Annual Measurable Outcomes

Metric/Indicator	Baseline/Actual Outcome	Expected Outcome
SWD in grades 3-5 CAASPP test scores in ELA	2021 - 2022 CAASPP ELA- Meet or Exceed 3rd Grade-11% 4th Grade-25% 5th Grade 0%	2021 - 2022 CAASPP ELA- Meet or Exceed 3rd Grade-25% 4th Grade-40% 5th Grade 20%
SWD in grades 3-5 will increase their CAASPP test scores in Math	2021 - 2022 CAASPP Math- Meet or Exceed 3rd Grade-30% 4th Grade-38% 5th Grade 13%	2021 - 2022 CAASPP Math- Meet or Exceed 3rd Grade-50% 4th Grade-50% 5th Grade 25%
Least Restrictive Environment (LRE).	2021-2022 Least Restrictive Environment students in general education is 49%	2022-2023 Least Restrictive Environment students in general education totals will be 52%
2021 - 2022 ELA Benchmarks for SWD Students	2021-2022 ELA Benchmarks- Meet or Exceed TK/K - 67% 1st Grade - 25% 2nd Grade - 50% 3rd Grade - 58% 4th Grade - 68% 5th Grade - 65%	2022-2023 ELA Benchmarks- Meet or Exceed TK/K - 72% 1st Grade - 30% 2nd Grade - 55% 3rd Grade - 63% 4th Grade - 73% 5th Grade - 70%
2021 - 2022 Math Benchmarks for SWD Students	2020-2021 Math Benchmarks- Meet or Exceed TK/K - 33% 1st Grade - 68% 2nd Grade - 75% 3rd Grade - 75% 4th Grade - 84% 5th Grade - 68%	2023-2023 Math Benchmarks- Meet or Exceed TK/K - 38% 1st Grade - 72% 2nd Grade - 80% 3rd Grade - 80% 4th Grade - 89% 5th Grade - 73%

Complete a copy of the Strategy/Activity table for each of the school’s strategies/activities. Duplicate the table, including Proposed Expenditures, as needed.

Actions to be Taken to Reach This Goal	Timeline	Person(s) Responsible	Proposed Expenditure(s)			
			Description	Type	Funding Source	Amount
Review all students with 504's or IEP's to ensure students are accessing the general education setting as much as appropriate.	August 2022- June 2023	Principal Special Education Teachers	Special education teachers meeting with administration to discuss placement.	None Specified	None Specified	
			Upper grade teachers will use Canvas to support their math instruction.	None Specified	None Specified	
SWD will be provided supports to access the general education setting to support LRE through instructional assistance.	August 2022- June 2023	Principal Teachers Paraeducators	Maintain the current LRE statistics of 100% of students with disabilities properly placed.	None Specified	None Specified	
			Utilize the Special Education Teacher and the Speech & Language Pathologist for high-level intervention to support students with disabilities as they work on IEP goals	None Specified	None Specified	0
			Provide ongoing professional development for general education teachers focus on implementation of Inclusive practices.	None Specified	None Specified	

Actions to be Taken to Reach This Goal	Timeline	Person(s) Responsible	Proposed Expenditure(s)			
			Description	Type	Funding Source	Amount
Incorporate UDL strategies to break down barriers for SWD students.	August 2022- June 2023	Principal Teachers	Focused lessons on identified targeted areas of improvement in ELA and math through UDL to ensure access to accommodate for student individual learning differences	None Specified	None Specified	
			Implement UDL walkthroughs complete by teachers and principal. Findings from the walkthroughs will be reviewed and discussed during PLTs.	None Specified	None Specified	
Provide identified SWD or 504 students, as per Assistive Technology need, with necessary devices or apps	August 2022- June 2023	Principal Computer Site Technician	Purchase and provide necessary assistive technology and apps	4000-4999: Books And Supplies	OTRM	2,000
Co-Teaching Classes	August 2022- June 2023	Principal Special Education Staff Teachers	Implement co-teaching class for one Kindergarten by including SWD in total class enrollment.	None Specified	None Specified	0
			Materials needed to support program	4000-4999: Books And Supplies	OTRM	1664
Co-Teaching Professional Development	August 2022- June 2023	Principal Teachers District Inclusion TOSA	Teachers will work with Principal, school psychologist, and Inclusion TOSA to continue to implement strategies and techniques for inclusion of students with disabilities in General Education setting	None Specified	None Specified	0

Actions to be Taken to Reach This Goal	Timeline	Person(s) Responsible	Proposed Expenditure(s)			
			Description	Type	Funding Source	Amount
			Provide/locate professional development focused on co-teaching	5000-5999: Services And Other Operating Expenditures	4EEF	500
			Teachers will participate in ongoing professional development in the area of Universal Design for Learning to implement inclusive teaching and learning strategies.	None Specified	None Specified	0
			Teachers will participate in ongoing professional development in the area of Diversity, Equity, and Inclusion to implement inclusive teaching and learning strategies.	None Specified	None Specified	0
					None Specified	0
Provide release days for Co-Teaching planning and analysis	August 2022-June 2023	Principal Teachers District Inclusion TOSA	Provide co-teaching teachers release days for team collaboration and data sharing and analysis.	1000-1999: Certificated Personnel Salaries	OTRM	3000
School Principal will attend SEDAC meetings and collaborate with SEDAC rep	August 2022-June 2023	Principal	Attend monthly SEDAC meetings and report back information to teachers and staff.	None Specified	None Specified	

Annual Review

SPSA Year Reviewed: 2021-22

Respond to the following prompts relative to this goal. If the school is in the first year of implementing the goal, an analysis is not required and this section may be deleted.

ANALYSIS

Describe the overall implementation of the strategies/activities and the overall effectiveness of the strategies/activities to achieve the articulated goal.

Not Applicable. This is a new goal and therefore there is no available analysis of prior strategies/activities specific to this goal.

Briefly describe any major differences between the intended implementation and/or the budgeted expenditures to implement the strategies/activities to meet the articulated goal.

Not Applicable. This is a new goal and therefore there is no available analysis of prior strategies/activities specific to this goal.

Describe any changes that will be made to this goal, the annual outcomes, metrics, or strategies/activities to achieve this goal as a result of this analysis. Identify where those changes can be found in the SPSA.

Not Applicable. This is a new goal and therefore there is no available analysis of prior strategies/activities specific to this goal.

Goals, Strategies, & Proposed Expenditures

Complete a copy of the following table for each of the school's goals. Duplicate the table as needed.

Goal Subject

Implement targeted actions that support social, emotional, and physical well being for all students.

LEA/LCAP Goal

CVUSD LCAP GOAL 1: Implement targeted actions and services that support positive student outcomes -----

CVUSD LCAP GOAL 2: Ensure highly qualified and effective staff are provided with targeted professional learning and have an understanding that all job responsibilities are structured to support positive student outcomes -----

CVUSD LCAP GOAL 4: Enhance the social, emotional, and physical well-being for all students through targeted actions that support positive student outcomes -----

Goal 3

Create a culture that fosters student connections throughout the entire school community and provides support for students through academic and artistic activities, connections, and social/emotional growth with the intention of maximizing student potential.

Identified Need

Academic enrichment opportunities, as well as meaningful exposure to the arts, technology, and social-emotional learning are a part of our vision to provide equity for all students. Each opportunity is designed to level the playing field for students who do not come to school with the same amount of background experience in these areas. We also believe that all students deserve enriched learning experiences in order to develop as well-rounded citizens who can think deeply and make a positive contribution to their community. Our goal for 2022-23 is to maintain our high parent confidence rate and continue to boost enrichment offerings for all students. Based on overall student needs in our community, we are committed to widening our instruction in social-emotional skills for all students.

Annual Measurable Outcomes

Metric/Indicator

Baseline/Actual Outcome

Expected Outcome

LCAP Student Survey

86% of 4th-5th Grade students reported, "I like being at school".
84% of 4th-5th Grade students reported, "I can stay focused on my school work".

95% agreeable in all areas of the Student LCAP Survey

Metric/Indicator	Baseline/Actual Outcome	Expected Outcome
	56% of 4th-5th Grade students reported, "My class is busy and does not waste my time".	
Students participating in additional arts activities	In 2021-22, all students received monthly art instruction from a credentialed art teacher, weekly dance classes, and participated in a grade level performance	In 2022-23, we will formalize the visual arts program for grades K-5th grade working to integrate visual arts into the curriculum. 100% of students will be provide weekly dance instruction and monthly art instruction to provide students exposure to visual arts, performing arts, and technical arts.
Discipline records	In 2021-22, our suspension rate was maintained at 0.3% of students.	In 2022-2023, we expect the suspension rate to continue to be maintained at 0% with the behavioral supports in place as well as direct instruction on SEL skills in every classroom. Our goal will be to maintain a blue designation on the Dashboard.
Robust schoolwide initiatives	Our baseline school-wide initiatives are Caught Being Good, CHAMPS, Abilities Awareness, and The Great Kindness Challenge.	In 2022-2023, we will maintain our current programs and reapply as a Certified Kindness School.
Continue to develop supports for Tier 2 and 3 behavioral issues	The school counselor, principal, school psychologist, and teachers strive to provide appropriate intervention but recognize the need for a more systematic, team approach with more resources.	By the end of 2022-23, we will implement a behavioral component to our student support team. The team will complete a behavioral analysis and determine immediate next steps for students displaying Tier 2 and 3 behavioral needs.
School Wide Implementation of Social Emotional Learning program	In 2021-22, grade levels used SEL videos and lessons provided by elementary school counselors	100% of regular implementation of Sanford Harmony with lessons and supports provided by the teacher and elementary school counselor.

Complete a copy of the Strategy/Activity table for each of the school’s strategies/activities. Duplicate the table, including Proposed Expenditures, as needed.

Actions to be Taken to Reach This Goal	Timeline	Person(s) Responsible	Proposed Expenditure(s)			
			Description	Type	Funding Source	Amount
Promote outstanding student citizenship	August 2022-June 2023	Principal Aspen Teachers	Recognize students for outstanding/improving citizenship each trimester and annually with incentives including awards distributed during the Roadrunner Rally and rewards provided by PFA and the school.	4000-4999: Books And Supplies	Instruction	250
The school will continue the development of an Arts Focus by integrating visual, performing, and digital arts into the curriculum.	August 2022-June 2023	Principal AspenLeadership Team Specialist Teachers	Offer fee-based programs that promote activities and connections. Programs include but are not limited to band, choir, strings.	None Specified	None Specified	0
			Provide in-person dance class weekly to all students.	None Specified	None Specified	0
			Provide music, musical theatre, technical theatre, visual arts class through virtual instruction weekly to all students. Materials will be provided to students by the school.	None Specified	None Specified	0
			Provide students with the opportunity to incorporate technology into the Focus on the Arts program.	None Specified	None Specified	0

Actions to be Taken to Reach This Goal	Timeline	Person(s) Responsible	Proposed Expenditure(s)			
			Description	Type	Funding Source	Amount
School-wide assemblies, training, and incentives for character development and positive behavior.	August 2022-June 2023	Principal Aspen Teachers School Counselor	Principal and Teachers will recognize students monthly at a school-wide Roadrunner Rally.	None Specified	None Specified	0
			Principal and teachers will directly teach kindness, how to stand up for others, and how to get help in potential bullying situations. Personnel will implement ideas from Kindness Campaign. Recognize Kindness Week in January and re-register as a Kindness Certified School for 2021-22.	None Specified	None Specified	0
			Recognize an anti-bullying campaign. Student Council and PFA will promote this event, planning activities for students to do in class and at lunchtime.	None Specified	None Specified	0
			Participate in Inclusive Schools Week, December 6-12, providing school-wide and classroom activities for all students to promote inclusivity, diversity, and kindness.	None Specified	None Specified	0

Actions to be Taken to Reach This Goal	Timeline	Person(s) Responsible	Proposed Expenditure(s)			
			Description	Type	Funding Source	Amount
			Visuals on campus will support students' use of positive behavior strategies and problem-solving techniques, including ideas from CHAMPS and our Caught Being Good Program.	None Specified	None Specified	0
			Principal and attendance liaison run chronic absence reports every 2 weeks. Attention paid to significant populations (ELD, Hispanic, SED, SWD, and Homeless/foster). Parents notified with phone calls, Chronic Absence letters, and School Attendance Review Board (SARB) letters. School Attendance Review Team (SART) meetings held at site level to support parents and correct chronic absence issues in an attempt to avoid SARB. This is also addressed in the school newsletter.	None Specified	None Specified	0

Actions to be Taken to Reach This Goal	Timeline	Person(s) Responsible	Proposed Expenditure(s)			
			Description	Type	Funding Source	Amount
			Purchase small, themed items as positive incentives to be used during Roadrunner Rallies, Inclusive Schools Week, Kindness Week, and Caught Being Good Weekly drawings.	4000-4999: Books And Supplies	Instruction	500
Reading Counts Awards/Incentives	August 2022-June 2023	Principal Aspen Teachers Office Manager IMT	Students will be recognized in their efforts in Reading using Reading Counts Awards and Incentives provided by Principal and Teachers including but not limited to classroom rewards, Principal luncheon, recognition at the Roadrunner Rally or in the Aspen Hall of Fame.	4000-4999: Books And Supplies	Instruction	2000
Provide enrichment Opportunities for students during school hours	August 2022-June 2023	Principal Aspen Teachers Specialist Teachers Outside Providers	Support implementation of new programs that promote activities and connections. Programs include but are not limited to: IDEA Lab, Book Club, Coding and Robotics Club, Creation Stations, Dance Club, Fitness Club, Drama Club.	4000-4999: Books And Supplies	Instruction	2000

Actions to be Taken to Reach This Goal	Timeline	Person(s) Responsible	Proposed Expenditure(s)			
			Description	Type	Funding Source	Amount
			Creation Station will be offered as a recess option for students in grades 1-5. The club will be overseen by an academic specialist and/or the IMT.	4000-4999: Books And Supplies	Instruction	500
			Book Clubs is held throughout the year. Provide a budget to support activities pertaining to Book Club.	4000-4999: Books And Supplies	Instruction	250
			Encourage student-led clubs during lunch time. Students present their written plan to the principal before starting a club. Clubs must include all students who would like to participate.	None Specified	None Specified	0
			Provide a Lunch Bunch and Aspen ACES for students.	None Specified	None Specified	0
Direct Instruction in social-emotional skills	August 2022-June 2023	Principal Aspen Teachers PFA School Counselor	Support existing programs and implementation of new programs that promote social emotional learning and inclusion in class and on campus such as Friendship Club, Kindness Week, Red Ribbon Week, Inclusive Schools Week, Study Buddies.	4000-4999: Books And Supplies	Instruction	1000

Actions to be Taken to Reach This Goal	Timeline	Person(s) Responsible	Proposed Expenditure(s)			
			Description	Type	Funding Source	Amount
			Classroom teachers and School Counselors will use the Sanford Harmony Social-Emotional Learning curriculum and implement community circles in their classrooms to provide weekly lessons to students.	None Specified	None Specified	0
			School counselor, along with team from Fulcrum and classroom teachers, will work with all 5th grade classes on the STAND PROUD character program throughout the year.	None Specified	None Specified	0
			Principal and teachers will directly teach kindness, how to stand up for others, and how to get help in potential bullying situations. Personnel will implement ideas from CVUSD's Kindness Campaign.	None Specified	None Specified	0
			School counselor will work with individual classes on topics such as emotional regulation, calming strategies, and conflict resolution.	None Specified	None Specified	0

Actions to be Taken to Reach This Goal	Timeline	Person(s) Responsible	Proposed Expenditure(s)			
			Description	Type	Funding Source	Amount
Direct Instruction in Art, Music, Physical Education, and Dance during the school day	2021-2022	Art Teacher Music Specialist Dance Specialist Classroom Teachers	An academic specialist in dance will work with all TK- 5th grade students, merging VPA Dance state standards with grade level standards.	2000-2999: Classified Personnel Salaries	Parent Teacher Association/Parent Faculty Club (PTA/PFC/PTSO, PTO, etc.)	7000
			Provide supplies and supplemental curriculum for the art, music, and dance enrichment programs, including materials for grade level musicals.	4000-4999: Books And Supplies	Parent Teacher Association/Parent Faculty Club (PTA/PFC/PTSO, PTO, etc.)	1000
			Our credentialed art specialist instructs grades TK-5 in a variety of art skills, techniques and media. Art projects are focused on what students are learning in their grade level curriculum. Students also study the lives and techniques of famous artists.	1000-1999: Certificated Personnel Salaries	Parent Teacher Association/Parent Faculty Club (PTA/PFC/PTSO, PTO, etc.)	7,500
			An academic specialist in physical education will work with all TK- 5th grade students, merging physical education state standards with grade level standards.	2000-2999: Classified Personnel Salaries	Parent Teacher Association/Parent Faculty Club (PTA/PFC/PTSO, PTO, etc.)	6,000

Actions to be Taken to Reach This Goal	Timeline	Person(s) Responsible	Proposed Expenditure(s)			
			Description	Type	Funding Source	Amount
Professional Development for teachers as they support behavioral and social-emotional success	2021-2022	Principal Classroom Teachers School Counselor Professional Presenters	Professional Development to support social-emotional education goals and/or behavioral goals, including SEL conferences at the Ventura County Office of Education, staff meeting presentations by the school counselor, and professional development training in the Sanford Harmony SEL Program or Second Step Curriculum.	None Specified	None Specified	0
Promote a culture of Inclusion	2021-2022	Principal Teachers School Counselor PFA School Site Council	Recognize Inclusive Schools Week, December 6-12, with school-wide activities.	None Specified	None Specified	0
			Direct instruction in classrooms to foster understanding and appreciation of all people and their cultures, languages, and abilities.	None Specified	None Specified	0

Actions to be Taken to Reach This Goal	Timeline	Person(s) Responsible	Proposed Expenditure(s)			
			Description	Type	Funding Source	Amount
			Ensure that all students with disabilities are learning in the Least Restrictive Environment and are fully included in general education classes. Utilize the Learning Center as a high-level intervention to support students as they work on IEP goals.	None Specified	None Specified	0
			Provide multiple means of engagement and equitable access for all school events and PFA events to ensure that every student can meaningfully participate.	None Specified	None Specified	0
			Implement classroom and schoolwide activities and lessons to recognize and acknowledge all groups and individuals including English Learners, students with disabilities, and Socioeconomically Disadvantage through integration of culturally diverse curriculum and instruction.	None Specified	None Specified	0

Annual Review

SPSA Year Reviewed: 2021-22

Respond to the following prompts relative to this goal. If the school is in the first year of implementing the goal, an analysis is not required and this section may be deleted.

ANALYSIS

Describe the overall implementation of the strategies/activities and the overall effectiveness of the strategies/activities to achieve the articulated goal.

Goal 3 was implemented effectively in 2021-2022. Our school counselor continued to provide support for our students on campus offering social groups, counseling sessions individually and small group. Aspen continued to celebrate Inclusive Schools Week. CHAMPS supports were directly taught and visuals were posted around campus as reminders. Direct instruction in dance, art, and physical education were provided, and all grade levels performed a musical tied to an area of academic study. Teachers received professional development training in Trauma Informed Practices and Social-Emotional learning.

Briefly describe any major differences between the intended implementation and/or the budgeted expenditures to implement the strategies/activities to meet the articulated goal.

There were no major differences between the intended implementation and/or the budgeted expenditures to implement the strategies/activities to meet the articulated goal.

Describe any changes that will be made to this goal, the annual outcomes, metrics, or strategies/activities to achieve this goal as a result of this analysis. Identify where those changes can be found in the SPSA.

Our overall goal is relatively similar with minimal changes, but we have adjusted the metrics we will use to measure outcomes

Goals, Strategies, & Proposed Expenditures

Complete a copy of the following table for each of the school's goals. Duplicate the table as needed.

Goal Subject

Positive Communication/Collaboration with Parents and the Community

LEA/LCAP Goal

CVUSD LCAP GOAL 3: Provide communication and targeted outreach that informs the community of programs and opportunities that support positive student outcomes

CVUSD LCAP GOAL 4: Enhance the social, emotional, and physical well-being for all students through targeted actions that support positive student outcomes

Goal 4

Continue to grow parent involvement campus-wide, strengthening the home-school connection for all families with special consideration given to our significant student populations.

Identified Need

Parent satisfaction is an important factor in overall student performance. Parents reported wanting to learn more information on how to support their student academically, social/emotionally, and with attendance. 95% of Parents at Aspen will show overall Positive School Interactions. as evidenced by responses on district LCAP survey, EL Needs Assessment and SSC End of Year Survey. In 2021-2022, parents exercised leadership and service through three governing bodies on campus: PFA, School Site Council, and English Language Advisory Council. Our PFA is strong and is made up of highly committed parents who met their fundraising goals. PFA helped to fund PE, dance, art and music specialists, field trips, assemblies, and multiple community-building events. Our English Language Advisory Council met five times during the year, including a joint meeting with other Thousand Oaks Schools Finally, we recognize the need for clear, consistent communication with families to help them feel connected to school. We utilize a weekly digital newsletter, social media, an email blast system, and a digital marquee to convey information; however, we have also seen the importance of sending home paper notices to ensure that everyone is included, regardless of access to digital communication sources.

Annual Measurable Outcomes

Metric/Indicator	Baseline/Actual Outcome	Expected Outcome
LCAP Parent Survey	76% - Confident in helping child demonstrate appropriate self-control. 89% - Want to learn more about developing social awareness 83% - Want to learn more about internet safety 79% - Want to learn more about responsible decision making	95% Reporting
Increased number of volunteer hours	Over 1,000 volunteer hours logged through PFA in 2021-2022.	10% increase to 1,100 hours
Higher number of participants in parent stakeholder groups; better representation of significant populations	PFA meetings averaged 12 people in 2021-2022; ELAC averaged 4 parents; and School Site Council averaged 8 people in attendance.	10% increase in attendance at each stakeholder group
Increase the amount of families contacted with communication methods	The weekly digital newsletter was viewed an average of 400 times per week as reported by Smore.com. The Aspen Facebook page has 3410 people who have "liked"; Aspen's Twitter feed has 256 followers. Based on post engagements, more family members follow Aspen's Facebook page rather than the Twitter feed. Our digital marquee is kept current and runs a display every weekday until 7:00 p.m.	10% increase in newsletter views in both English and Spanish; 10% increase in followers on social media

Complete a copy of the Strategy/Activity table for each of the school's strategies/activities. Duplicate the table, including Proposed Expenditures, as needed.

Actions to be Taken to Reach This Goal	Timeline	Person(s) Responsible	Proposed Expenditure(s)			
			Description	Type	Funding Source	Amount

Actions to be Taken to Reach This Goal	Timeline	Person(s) Responsible	Proposed Expenditure(s)			
			Description	Type	Funding Source	Amount
Promote Parent education and information	August 2022- June 2023	Principal Aspen Teachers PFA Front Office Staff DELAC Representative ELD Advisor	Promote district parent education nights that address relevant topics for parents.	None Specified	None Specified	0
			Provide newsletters and webinars to the community on building self-control and internet safety for students.	None Specified	None Specified	0
			Promote family and parent nights at Aspen (Back to School Night, ELAC, GATE, and PFA meetings, Science Night, Open House, etc.) to encourage parent engagement.	None Specified	None Specified	0
			Hold five ELAC meetings a year to communicate about the ELD program at Aspen, to provide supports/resources to parents and to celebrate English Learner successes.	None Specified	None Specified	0
			Engage parents in discussion during Principal's Coffee.	None Specified	None Specified	0
			Solicit information and feedback from parents using digital surveys.	None Specified	None Specified	0
			Provide child care when needed so that parents may attend school related events outside of the school day	2000-2999: Classified Personnel Salaries	Instruction	500

Actions to be Taken to Reach This Goal	Timeline	Person(s) Responsible	Proposed Expenditure(s)			
			Description	Type	Funding Source	Amount
			Solicit information and feedback from parents using digital surveys.	None Specified	None Specified	0
Continue to enhance and develop means of communication.	August 2022- June 2023	Principal PFA	Communicate to families through weekly newsletter and continue to update school website with upcoming school events, opportunities available for student learning, activities and support.	None Specified	None Specified	0
			Each teacher will maintain a Seesaw or Canvas, which will have information about each class including but not limited to: daily schedule, homework, upcoming events, and resources.	None Specified	None Specified	0
			Use various forms of media including but not limited to: Twitter, Facebook, School Website, newsletters to communicate with stakeholders.	None Specified	None Specified	0
			Include translations for different languages spoken by families of Aspen.	None Specified	None Specified	0

Actions to be Taken to Reach This Goal	Timeline	Person(s) Responsible	Proposed Expenditure(s)			
			Description	Type	Funding Source	Amount
Provide additional translation and interpretation for non- English speaking parents	August 2022- June 2023	ELD Facilitator ELD Paraprofessionals School Outreach Assistant Additional District Personnel as needed	When translation or interpretation is needed outside of the regular hours of the Parent Outreach Assistant, ELD Facilitator, or ELD Paraprofessionals.	None Specified	None Specified	0
			Support provided by bilingual facilitator and office staff to connect with families who displaying difficulty with engagement.	None Specified	None Specified	0
			Translations provided to Spanish-speaking families for Parent Information Webinars and newsletter	None Specified	None Specified	0
			Bilingual Facilitator will contact families via phone and email to provide them with information regarding parent meetings such as: PFA Meetings, School Site Council Meetings, Back to School Night, and ELAC Meetings.	None Specified	None Specified	0

Actions to be Taken to Reach This Goal	Timeline	Person(s) Responsible	Proposed Expenditure(s)			
			Description	Type	Funding Source	Amount
Create and distribute bi-weekly digital newsletter in both Spanish and English	August 2022- June 2023	Principal Bilingual Facilitator	Use Smore.com Educators' Package to create a monthly school newsletter in both English and Spanish. PFA section will be included. Use Principals' Message for parent education. Both versions posted on the Aspen Website and emailed and texted directly to parents.	None Specified	None Specified	0
Keep parents informed of school programs and events	August 2022- June 2023	Principal Office Manager PFA	Keep parents informed of school events by maintaining the Aspen Website and digital marquee, using the Blackboard All Call/Email System, and posting print flyers/posters on school bulletin boards. Notify parents of CVUSD app and its push notifications.	None Specified	None Specified	0
Provide parents and the community with an inside glimpse into Aspen's programs through its Facebook page, Instagram, Twitter feed, and a digital color brochure (digital & print).	August 2022- June 2023	Principal CVUSD Communications Director	Share photos and verbal descriptions of Aspen's academic, artistic, technological, and social programs. Student-identifying information will not be included. Parents are given the opportunity to opt out if they would not like their child's picture shown.	None Specified	None Specified	0

Annual Review

SPSA Year Reviewed: 2021-22

Respond to the following prompts relative to this goal. If the school is in the first year of implementing the goal, an analysis is not required and this section may be deleted.

ANALYSIS

Describe the overall implementation of the strategies/activities and the overall effectiveness of the strategies/activities to achieve the articulated goal.

Goal 4 was successfully implemented last year. We expect our parent education opportunities to continue to grow in 2022-2023. Each parent stakeholder group met regularly throughout the year, and PFA met its fundraising goals. Multiple community-building events were held last year, including Family Reading Night, Science Fair, Sock Hop, and the Roadrunner Run .

Briefly describe any major differences between the intended implementation and/or the budgeted expenditures to implement the strategies/activities to meet the articulated goal.

There were no major differences between intended implementation and/or budgeted expenditures.

Describe any changes that will be made to this goal, the annual outcomes, metrics, or strategies/activities to achieve this goal as a result of this analysis. Identify where those changes can be found in the SPSA.

Our overall goal remains unchanged, but we have adjusted the metrics we will use to measure outcomes. Details are listed above in Annual Measurable Outcome in Goal 4.

Goals, Strategies, & Proposed Expenditures

Complete a copy of the following table for each of the school's goals. Duplicate the table as needed.

Goal Subject

Learning Loss

LEA/LCAP Goal

CVUSD LCAP GOAL 1: Implement targeted actions and services that support positive student outcomes -----

CVUSD LCAP GOAL 2: Ensure highly qualified and effective staff are provided with targeted professional learning and have an understanding that all job responsibilities are structured to support positive student outcomes -----

CVUSD LCAP GOAL 3: Provide communication and targeted outreach that informs the community of programs and opportunities that support positive student outcomes -----

CVUSD LCAP GOAL 4: Enhance the social, emotional, and physical well-being for all students through targeted actions that support positive student outcomes -----

Goal 5

Implement targeted actions that address learning loss associated with school closures in Spring 2020 due to COVID-19 to support general education, SWD, EL, SED, McKinney Vento and GATE students.

1. Every teacher will implement weekly SEL activities to address the social emotional side of learning loss to help with connecting students to school during the 2022 - 2023 school year.
2. Students identified as exhibiting learning loss in math and/or English, based on teacher assessment/observations, will receive targeted intervention during the 2022 - 2023 school year.

Identified Need

Due to COVID-19 and the school closure on March 13, 2020, students were engaged in distance learning in the Spring of 2020. The level of instruction varied amongst grade level and classroom and led to identifiable learning loss as measured by teacher assessments/observations. In addition, students had varying levels of connectivity with a lack of structure due to non-synchronous instruction in the 2020-2021 school year. Additional supports were offered to identified students during the school year to address the needed academic and SEL needs.

Annual Measurable Outcomes

Metric/Indicator	Baseline/Actual Outcome	Expected Outcome
<p>1. SEL activities will be provided to teachers on a weekly basis. Teachers will facilitate activities each week in their classroom.</p> <p>2. Students identified as exhibiting learning loss in math and/or English language arts will receive support through targeted intervention.</p>	<p>1. Implementation of SEL activities is inconsistent between classrooms with no baseline. There has not been a baseline for implementing SEL during classroom instruction.</p> <p>2. In 2021-22, students received academic intervention who exhibited learning loss per data collected each trimester.</p>	<p>1. Every teacher will implement weekly activities. Survey will be created by elementary SEL committee regarding implementation.</p> <p>2. 100% of students exhibiting learning loss will receive support through at least 1 intervention as measured by data collected by Aspen Leadership Team.</p>

Complete a copy of the Strategy/Activity table for each of the school's strategies/activities. Duplicate the table, including Proposed Expenditures, as needed.

Actions to be Taken to Reach This Goal	Timeline	Person(s) Responsible	Proposed Expenditure(s)			
			Description	Type	Funding Source	Amount
Provide additional instruction and/or intervention in class to students to address learning loss.	August 2022- June 2023	Teachers	Transitional Kindergarten and Kindergarten will focus on providing supplemental activities for students to build fine motor skills.	None Specified	None Specified	0
			1st-5th Focus on essential standards, writing-reteaching foundational skills, Moby Max, ReadWorks	None Specified	None Specified	0
			Provide academic support when a student is absent for an extended time.	None Specified	None Specified	0

Actions to be Taken to Reach This Goal	Timeline	Person(s) Responsible	Proposed Expenditure(s)			
			Description	Type	Funding Source	Amount
SEL activities will be sent out weekly to teachers to implement to support connections/school belonging.	August 2022-June 2023	Counselor	School Counselor will send out weekly resources to be implemented during class time.	None Specified	None Specified	0
School Counselor will create survey for teachers to take at the end of the year indicating the number of SEL activities and type of SEL activities that were implemented this year.	August 2022-June 2023	Counselor	School Counselor will create survey for teachers to take at the end of the 2022 school year.	None Specified	None Specified	0
Offer virtual tutoring as an academic support for students provided by TOHS tutors and CLU students.	August 2022-June 2023	Admin Teachers	College and High School tutors will be used to help support students identified as having learning loss.	None Specified	None Specified	0
Smarty Ants and Lexia will be utilized as an intervention to promote reading comprehension for English Learners. Funding for this goal is found in Goal 1.	Through June 2021	Admin Intervention Teacher	Small groups of students will receive Smarty Ants and Imagine Learning intervention two times a week for 30 minutes.	None Specified	None Specified	0

Actions to be Taken to Reach This Goal	Timeline	Person(s) Responsible	Proposed Expenditure(s)			
			Description	Type	Funding Source	Amount
			Progress Monitoring Reports will be provided to teachers bi-weekly by the Intervention Teacher. The Intervention Teacher will be monitoring attendance, participation, and completion of assigned activities on Lexia, Smarty Ants, and Imagine Learning. Progress will be shared with parents at the end of each intervention cycle (approx. 6-8 weeks).	None Specified	None Specified	0
Homework Club will be offered to students to help with academic skills and work completion.	August 2022-June 2023	Admin Teachers	Homework Club will be offered to students to help with academic skills and work completion. Cost included in Goal 1 and 2.	None Specified	None Specified	

Annual Review

SPSA Year Reviewed: 2021-22

Respond to the following prompts relative to this goal. If the school is in the first year of implementing the goal, an analysis is not required and this section may be deleted.

ANALYSIS

Describe the overall implementation of the strategies/activities and the overall effectiveness of the strategies/activities to achieve the articulated goal.

Due to COVID-19 school closures and remote learning, students may have experienced learning loss. Goal 5 was created to address these challenges.

Briefly describe any major differences between the intended implementation and/or the budgeted expenditures to implement the strategies/activities to meet the articulated goal.

There were no major differences between intended implementation and/or budgeted expenditures.

Describe any changes that will be made to this goal, the annual outcomes, metrics, or strategies/activities to achieve this goal as a result of this analysis. Identify where those changes can be found in the SPSA.

There were no major differences between intended implementation and/or budgeted expenditures.

Goals, Strategies, & Proposed Expenditures

Complete a copy of the following table for each of the school's goals. Duplicate the table as needed.

Goal Subject

LEA/LCAP Goal

Goal 6

Identified Need

Annual Measurable Outcomes

Metric/Indicator

Baseline/Actual Outcome

Expected Outcome

Complete a copy of the Strategy/Activity table for each of the school's strategies/activities. Duplicate the table, including Proposed Expenditures, as needed.

Actions to be Taken to Reach This Goal	Timeline	Person(s) Responsible	Proposed Expenditure(s)			
			Description	Type	Funding Source	Amount

Budget Summary

Complete the table below. Schools may include additional information. Adjust the table as needed. The Budget Summary is required for schools funded through the ConApp, and/or that receive funds from the LEA for Comprehensive Support and Improvement (CSI).

Budget Summary

Description	Amount
Total Funds Provided to the School Through the Consolidated Application	\$0
Total Federal Funds Provided to the School from the LEA for CSI	\$0
Total Funds Budgeted for Strategies to Meet the Goals in the SPSA	\$91,306.00

Other Federal, State, and Local Funds

List the additional Federal programs that the school is including in the schoolwide program. Adjust the table as needed. If the school is not operating a Title I schoolwide program this section is not applicable and may be deleted.

Federal Programs	Allocation (\$)
------------------	-----------------

Subtotal of additional federal funds included for this school: \$

List the State and local programs that the school is including in the schoolwide program. Duplicate the table as needed.

State or Local Programs	Allocation (\$)
	\$0.00
0860	\$1,280.00
0TRM	\$11,664.00
4EEF	\$500.00
ESSER III - Learning Loss	\$28,181.00
ESSER III - Other Allowable Uses	\$13,181.00
Instruction	\$15,000.00
None Specified	\$0.00
Parent Teacher Association/Parent Faculty Club (PTA/PFC/PTSO, PTO, etc.)	\$21,500.00

Subtotal of state or local funds included for this school: \$91,306.00

Total of federal, state, and/or local funds for this school: \$91,306.00

Budgeted Funds and Expenditures in this Plan

The tables below are provided to help the school track expenditures as they relate to funds budgeted to the school.

Funds Budgeted to the School by Funding Source

Funding Source	Amount	Balance
Parent Teacher Association/Parent Faculty Club (PTA/PFC/PTSO, PTO, etc.)	21,500.00	0.00
ESSER III - Learning Loss	28,181.00	0.00
OTRM	11,664.00	0.00
Instruction	15,000	0.00
ESSER III - Other Allowable Uses	13,181	0.00
0860	1280.00	0.00

Expenditures by Funding Source

Funding Source	Amount
	0.00
0860	1,280.00
OTRM	11,664.00
4EEF	500.00
ESSER III - Learning Loss	28,181.00
ESSER III - Other Allowable Uses	13,181.00
Instruction	15,000.00
None Specified	0.00
Parent Teacher Association/Parent Faculty Club (PTA/PFC/PTSO, PTO, etc.)	21,500.00

Expenditures by Budget Reference

Budget Reference	Amount
	0.00
0001-0999: Unrestricted: Locally Defined	5,000.00
1000-1999: Certificated Personnel Salaries	38,961.00
2000-2999: Classified Personnel Salaries	13,500.00

4000-4999: Books And Supplies	33,345.00
5000-5999: Services And Other Operating Expenditures	500.00
None Specified	0.00

Expenditures by Budget Reference and Funding Source

Budget Reference	Funding Source	Amount
		0.00
1000-1999: Certificated Personnel Salaries	0860	1,280.00
0001-0999: Unrestricted: Locally Defined	OTRM	5,000.00
1000-1999: Certificated Personnel Salaries	OTRM	3,000.00
4000-4999: Books And Supplies	OTRM	3,664.00
5000-5999: Services And Other Operating Expenditures	4EEF	500.00
1000-1999: Certificated Personnel Salaries	ESSER III - Learning Loss	15,000.00
4000-4999: Books And Supplies	ESSER III - Learning Loss	13,181.00
1000-1999: Certificated Personnel Salaries	ESSER III - Other Allowable Uses	4,181.00
4000-4999: Books And Supplies	ESSER III - Other Allowable Uses	9,000.00
1000-1999: Certificated Personnel Salaries	Instruction	8,000.00
2000-2999: Classified Personnel Salaries	Instruction	500.00
4000-4999: Books And Supplies	Instruction	6,500.00
	None Specified	0.00
2000-2999: Classified Personnel Salaries	None Specified	0.00
None Specified	None Specified	0.00
1000-1999: Certificated Personnel Salaries	Parent Teacher Association/Parent Faculty Club (PTA/PFC/PTSO, PTO, etc.)	7,500.00
2000-2999: Classified Personnel Salaries	Parent Teacher Association/Parent Faculty Club (PTA/PFC/PTSO, PTO, etc.)	13,000.00
4000-4999: Books And Supplies	Parent Teacher Association/Parent Faculty Club (PTA/PFC/PTSO, PTO, etc.)	1,000.00

Expenditures by Goal

Goal Number	Total Expenditures
Goal 1	55,642.00
Goal 2	7,164.00
Goal 3	28,000.00
Goal 4	500.00
Goal 5	0.00

School Site Council Membership and Assurances

California Education Code describes the required composition of the School Site Council (SSC). The SSC shall be composed of the principal and representatives of: teachers selected by teachers at the school; other school personnel selected by other school personnel at the school; parents of pupils attending the school selected by such parents; and, in secondary schools, pupils selected by pupils attending the school.

The (SSC) recommends this school plan and proposed expenditures to the district governing board for approval and assures the board of the following:

The SSC is correctly constituted and was formed in accordance with district governing board policy and state law.

The SSC reviewed its responsibilities under state law and district governing board policies, including those board policies relating to material changes in the School Plan for Student Achievement (SPSA) requiring board approval.

The current make-up of the SSC is as follows:



- 1 School Principal
- 3 Classroom Teachers
- 1 Other School Staff
- 5 Parent or Community Members

Name of Members	Role
Shane Craven	Principal
Daniel Quick	Parent or Community Member
Valerie Stolworthy	Parent or Community Member
Jasmine Nottingham	Parent or Community Member
Torrie Marsh	Parent or Community Member
Collette Noblitt	Parent or Community Member
Stacey Coombe	Other School Staff
Dianne Barrett	Classroom Teacher
Emily Fick	Classroom Teacher
Haley Rosenberg	Classroom Teacher

At elementary schools, the school site council must be constituted to ensure parity between (a) the principal, classroom teachers, and other school personnel, and (b) parents of students attending the school or other community members. Classroom teachers must comprise a majority of persons represented under section (a). At secondary schools there must be, in addition, equal numbers of parents or other community members selected by parents, and students. Members must be selected by their peer group.

Advisory Council Recommendations

While some CVUSD advisory council representatives may not be voting members of SSC, individuals from advisory councils provide an important voice to reflect the diverse needs of all students in CVUSD and at the school site. The SSC sought and considered all recommendations from the following representatives before adopting this plan::



Signature	Committee or Advisory Group Name
	District Advisory Committee Representative
	English Learner Advisory Committee Representative
	Gifted and Talented Education Program Advisory Committee Representative
	School Site Representative
	Special Education Advisory Committee Representative
	African American District Advisory Council Representative
	Lesbian, Gay, Bisexual, Transgender and Queer or Questioning (LGBTQ+) Advisory Council Representative
	Other: Classified Staff Representative

The SSC reviewed the content requirements for school plans of programs included in this SPSA and believes all such content requirements have been met, including those found in district governing board policies and in the local educational agency plan.

This SPSA is based on a thorough analysis of student academic performance. The actions proposed herein form a sound, comprehensive, coordinated plan to reach stated school goals to improve student academic performance.

This SPSA was adopted by the SSC at a public meeting on August 30, 2022.

Attested:

	Principal, Shane Craven on 9/6/2022
	SSC Chairperson, Jasmine Nottingham on 9/6/2022

Instructions

The School Plan for Student Achievement (SPSA) is a strategic plan that maximizes the resources available to the school while minimizing duplication of effort with the ultimate goal of increasing student achievement. SPSA development should be aligned with and inform the Local Control and Accountability Plan process.

The SPSA consolidates all school-level planning efforts into one plan for programs funded through the consolidated application (ConApp), and for federal school improvement programs, including schoolwide programs, Comprehensive Support and Improvement (CSI), Targeted Support and Improvement (TSI), and Additional Targeted Support and Improvement (ATSI), pursuant to California Education Code (EC) Section 64001 and the Elementary and Secondary Education Act as amended by the Every Student Succeeds Act (ESSA). This template is designed to meet schoolwide program planning requirements. It also notes how to meet CSI, TSI, or ATSI requirements, as applicable.

California's ESSA State Plan supports the state's approach to improving student group performance through the utilization of federal resources. Schools use the SPSA to document their approach to maximizing the impact of federal investments in support of underserved students. The implementation of ESSA in California presents an opportunity for schools to innovate with their federally-funded programs and align them with the priority goals of the school and the LEA that are being realized under the state's Local Control Funding Formula (LCFF).

The LCFF provides schools and LEAs flexibility to design programs and provide services that meet the needs of students in order to achieve readiness for college, career, and lifelong learning. The SPSA planning process supports continuous cycles of action, reflection, and improvement. Consistent with EC 65001, the Schoolsite Council (SSC) is required to develop and annually review the SPSA, establish an annual budget, and make modifications to the plan that reflect changing needs and priorities, as applicable.

For questions related to specific sections of the template, please see instructions below:

Instructions: Linked Table of Contents

The SPSA template meets the requirements of schoolwide planning (SWP). Each section also contains a notation of how to meet CSI, TSI, or ATSI requirements.

[Stakeholder Involvement](#)

[Goals, Strategies, & Proposed Expenditures](#)

[Planned Strategies/Activities](#)

[Annual Review and Update](#)

[Budget Summary](#)

[Appendix A: Plan Requirements for Title I Schoolwide Programs](#)

[Appendix B: Plan Requirements for Schools to Meet Federal School Improvement Planning Requirements](#)

[Appendix C: Select State and Federal Programs](#)

For additional questions or technical assistance related to LEA and school planning, please contact the Local Agency Systems Support Office, at LCFF@cde.ca.gov.

For programmatic or policy questions regarding Title I schoolwide planning, please contact the local educational agency, or the CDE's Title I Policy and Program Guidance Office at TITLEI@cde.ca.gov.

For questions or technical assistance related to meeting federal school improvement planning requirements (for CSI, TSI, and ATSI), please contact the CDE's School Improvement and Support Office at SISO@cde.ca.gov.

Purpose and Description

Schools identified for Comprehensive Support and Improvement (CSI), Targeted Support and Improvement (TSI), or Additional Targeted Support and Improvement (ATSI) must respond to the following prompts. A school that has not been identified for CSI, TSI, or ATSI may delete the Purpose and Description prompts.

Purpose

Briefly describe the purpose of this plan by selecting from Schoolwide Program, Comprehensive Support and Improvement, Targeted Support and Improvement, or Additional Targeted Support and Improvement)

Description

Briefly describe the school's plan for effectively meeting ESSA requirements in alignment with the Local Control and Accountability Plan and other federal, state, and local programs.

Stakeholder Involvement

Meaningful involvement of parents, students, and other stakeholders is critical to the development of the SPSA and the budget process. Schools must share the SPSA with school site-level advisory groups, as applicable (e.g., English Learner Advisory committee, student advisory groups, tribes and tribal organizations present in the community, as appropriate, etc.) and seek input from these advisory groups in the development of the SPSA.

The Stakeholder Engagement process is an ongoing, annual process. Describe the process used to involve advisory committees, parents, students, school faculty and staff, and the community in the development of the SPSA and the annual review and update.

[This section meets the requirements for TSI and ATSI.]

[When completing this section for CSI, the LEA shall partner with the school in the development and implementation of this plan.]

Resource Inequities

Schools eligible for CSI or ATSI must identify resource inequities, which may include a review of LEA- and school-level budgeting as a part of the required needs assessment. Identified resource inequities must be addressed through implementation of the CSI or ATSI plan. Briefly identify and describe any resource inequities identified as a result of the required needs assessment and summarize how the identified resource inequities are addressed in the SPSA.

[This section meets the requirements for CSI and ATSI. If the school is not identified for CSI or ATSI this section is not applicable and may be deleted.]

Goals, Strategies, Expenditures, & Annual Review

In this section a school provides a description of the annual goals to be achieved by the school. This section also includes descriptions of the specific planned strategies/activities a school will take to meet the identified goals, and a description of the expenditures required to implement the specific strategies and activities.

Goal

State the goal. A goal is a broad statement that describes the desired result to which all strategies/activities are directed. A goal answers the question: What is the school seeking to achieve?

It can be helpful to use a framework for writing goals such as the S.M.A.R.T. approach. A S.M.A.R.T. goal is one that is **S**pecific, **M**asurable, **A**chievable, **R**ealistic, and **T**ime-bound. A level of specificity is needed in order to measure performance relative to the goal as well as to assess whether it is reasonably achievable. Including time constraints, such as milestone dates, ensures a realistic approach that supports student success.

A school may number the goals using the “Goal #” for ease of reference.

[When completing this section for CSI, TSI, and ATSI, improvement goals shall align to the goals, actions, and services in the LEA LCAP.]

Identified Need

Describe the basis for establishing the goal. The goal should be based upon an analysis of verifiable state data, including local and state indicator data from the California School Dashboard (Dashboard) and data from the School Accountability Report Card, including local data voluntarily collected by districts to measure pupil achievement.

[Completing this section fully addresses all relevant federal planning requirements]

Annual Measurable Outcomes

Identify the metric(s) and/or state indicator(s) that the school will use as a means of evaluating progress toward accomplishing the goal. A school may identify metrics for specific student groups. Include in the baseline column the most recent data associated with the metric or indicator available at the time of adoption of the SPSA. The most recent data associated with a metric or indicator includes data reported in the annual update of the SPSA. In the subsequent Expected Outcome column, identify the progress the school intends to make in the coming year.

[When completing this section for CSI the school must include school-level metrics related to the metrics that led to the school’s identification.]

[When completing this section for TSI/ATSI the school must include metrics related to the specific student group(s) that led to the school’s identification.]

Strategies/Activities

Describe the strategies and activities being provided to meet the described goal. A school may number the strategy/activity using the “Strategy/Activity #” for ease of reference.

Planned strategies/activities address the findings of the needs assessment consistent with state priorities and resource inequities, which may have been identified through a review of the local educational agency’s budgeting, its local control and accountability plan, and school-level budgeting, if applicable.

[When completing this section for CSI, TSI, and ATSI, this plan shall include evidence-based interventions and align to the goals, actions, and services in the LEA LCAP.]

[When completing this section for CSI and ATSI, this plan shall address through implementation, identified resource inequities, which may have been identified through a review of LEA- and school-level budgeting.]

Students to be Served by this Strategy/Activity

Indicate in this box which students will benefit from the strategies/activities by indicating “All Students” or listing one or more specific student group(s) to be served.

[This section meets the requirements for CSI.]

[When completing this section for TSI and ATSI, at a minimum, the student groups to be served shall include the student groups that are consistently underperforming, for which the school received the TSI or ATSI designation. For TSI, a school may focus on all students or the student group(s) that led to identification based on the evidence-based interventions selected.]

Proposed Expenditures for this Strategy/Activity

For each strategy/activity, list the amount(s) and funding source(s) for the proposed expenditures for the school year to implement these strategies/activities. Specify the funding source(s) using one or more of the following: LCFF, Federal (if Federal, identify the Title and Part, as applicable), Other State, and/or Local.

Proposed expenditures that are included more than once in a SPSA should be indicated as a duplicated expenditure and include a reference to the goal and strategy/activity where the expenditure first appears in the SPSA. Pursuant to Education Code, Section 64001(g)(3)(C), proposed expenditures, based on the projected resource allocation from the governing board or governing body of the LEA, to address the findings of the needs assessment consistent with the state priorities including identifying resource inequities which may include a review of the LEA’s budgeting, its LCAP, and school-level budgeting, if applicable.

[This section meets the requirements for CSI, TSI, and ATSI.]

[NOTE: Federal funds for CSI shall not be used in schools identified for TSI or ATSI. In addition, funds for CSI shall not be used to hire additional permanent staff.]

Annual Review

In the following Analysis prompts, identify any material differences between what was planned and what actually occurred as well as significant changes in strategies/activities and/ or expenditures from the prior year. This annual review and analysis should be the basis for decision-making and updates to the plan.

Analysis

Using actual outcome data, including state indicator data from the Dashboard, analyze whether the planned strategies/activities were effective in achieving the goal. Respond to the prompts as instructed. Respond to the following prompts relative to this goal. If the school is in the first year of implementing the goal the Annual Review section is not required and this section may be deleted.

- Describe the overall implementation of the strategies/activities and the overall effectiveness of the strategies/activities to achieve the articulated goal.
- Briefly describe any major differences between either/or the intended implementation or the budgeted expenditures to implement the strategies/activities to meet the articulated goal.
- Describe any changes that will be made to the goal, expected annual measurable outcomes, metrics/indicators, or strategies/activities to achieve this goal as a result of this analysis and analysis of the data provided in the Dashboard, as applicable. Identify where those changes can be found in the SPSA.

[When completing this section for CSI, TSI, or ATSI, any changes made to the goals, annual measurable outcomes, metrics/indicators, or strategies/activities, shall meet the CSI, TSI, or ATSI planning requirements. CSI, TSI, and ATSI planning requirements are listed under each section of the Instructions. For example, as a result of the Annual Review and Update, if changes are made to a goal(s), see the Goal section for CSI, TSI, and ATSI planning requirements.]

Budget Summary

In this section a school provides a brief summary of the funding allocated to the school through the ConApp and/or other funding sources as well as the total amount of funds for proposed expenditures described in the SPSA. The Budget Summary is required for schools funded through the ConApp and that receive federal funds for CSI. If the school is not operating a Title I schoolwide program this section is not applicable and may be deleted.

From its total allocation for CSI, the LEA may distribute funds across its schools that meet the criteria for CSI to support implementation of this plan. In addition, the LEA may retain a portion of its total allocation to support LEA-level expenditures that are directly related to serving schools eligible for CSI.

Budget Summary

A school receiving funds allocated through the ConApp should complete the Budget Summary as follows:

- Total Funds Provided to the School Through the Consolidated Application: This amount is the total amount of funding provided to the school through the ConApp for the school year. The school year means the fiscal year for which a SPSA is adopted or updated.
- Total Funds Budgeted for Strategies to Meet the Goals in the SPSA: This amount is the total of the proposed expenditures from all sources of funds associated with the strategies/activities reflected in the SPSA. To the extent strategies/activities and/or proposed expenditures are listed in the SPSA under more than one goal, the expenditures should be counted only once.

A school receiving federal funds for CSI should complete the Budget Summary as follows:

- Total Federal Funds Provided to the School from the LEA for CSI: This amount is the total amount of funding provided to the school from the LEA.

[NOTE: Federal funds for CSI shall not be used in schools eligible for TSI or ATSI. In addition, funds for CSI shall not be used to hire additional permanent staff.]

Appendix A: Plan Requirements

Schoolwide Program Requirements

This School Plan for Student Achievement (SPSA) template meets the requirements of a schoolwide program plan. The requirements below are for planning reference.

A school that operates a schoolwide program and receives funds allocated through the ConApp is required to develop a SPSA. The SPSA, including proposed expenditures of funds allocated to the school through the ConApp, must be reviewed annually and updated by the SSC. The content of a SPSA must be aligned with school goals for improving student achievement.

Requirements for Development of the Plan

- I. The development of the SPSA shall include both of the following actions:
 - A. Administration of a comprehensive needs assessment that forms the basis of the school's goals contained in the SPSA.
 1. The comprehensive needs assessment of the entire school shall:
 - a. Include an analysis of verifiable state data, consistent with all state priorities as noted in Sections 52060 and 52066, and informed by all indicators described in Section 1111(c)(4)(B) of the federal Every Student Succeeds Act, including pupil performance against state-determined long-term goals. The school may include data voluntarily developed by districts to measure pupil outcomes (described in the Identified Need); and
 - b. Be based on academic achievement information about all students in the school, including all groups under §200.13(b)(7) and migratory children as defined in section 1309(2) of the ESEA, relative to the State's academic standards under §200.1 to—
 - i. Help the school understand the subjects and skills for which teaching and learning need to be improved; and
 - ii. Identify the specific academic needs of students and groups of students who are not yet achieving the State's academic standards; and
 - iii. Assess the needs of the school relative to each of the components of the schoolwide program under §200.28.
 - iv. Develop the comprehensive needs assessment with the participation of individuals who will carry out the schoolwide program plan.
 - v. Document how it conducted the needs assessment, the results it obtained, and the conclusions it drew from those results.
 - B. Identification of the process for evaluating and monitoring the implementation of the SPSA and progress towards accomplishing the goals set forth in the SPSA (described in the Expected Annual Measurable Outcomes and Annual Review and Update).

Requirements for the Plan

- II. The SPSA shall include the following:
 - A. Goals set to improve pupil outcomes, including addressing the needs of student groups as identified through the needs assessment.

- B. Evidence-based strategies, actions, or services (described in Strategies and Activities)
1. A description of the strategies that the school will be implementing to address school needs, including a description of how such strategies will--
 - a. provide opportunities for all children including each of the subgroups of students to meet the challenging state academic standards
 - b. use methods and instructional strategies that:
 - i. strengthen the academic program in the school,
 - ii. increase the amount and quality of learning time, and
 - iii. provide an enriched and accelerated curriculum, which may include programs, activities, and courses necessary to provide a well-rounded education.
 - c. Address the needs of all children in the school, but particularly the needs of those at risk of not meeting the challenging State academic standards, so that all students demonstrate at least proficiency on the State's academic standards through activities which may include:
 - i. strategies to improve students' skills outside the academic subject areas;
 - ii. preparation for and awareness of opportunities for postsecondary education and the workforce;
 - iii. implementation of a schoolwide tiered model to prevent and address problem behavior;
 - iv. professional development and other activities for teachers, paraprofessionals, and other school personnel to improve instruction and use of data; and
 - v. strategies for assisting preschool children in the transition from early childhood education programs to local elementary school programs.
- C. Proposed expenditures, based on the projected resource allocation from the governing board or body of the local educational agency (may include funds allocated via the ConApp, federal funds for CSI, any other state or local funds allocated to the school), to address the findings of the needs assessment consistent with the state priorities, including identifying resource inequities, which may include a review of the LEAs budgeting, it's LCAP, and school-level budgeting, if applicable (described in Proposed Expenditures and Budget Summary). Employees of the schoolwide program may be deemed funded by a single cost objective.
- D. A description of how the school will determine if school needs have been met (described in the Expected Annual Measurable Outcomes and the Annual Review and Update).
1. Annually evaluate the implementation of, and results achieved by, the schoolwide program, using data from the State's annual assessments and other indicators of academic achievement;
 2. Determine whether the schoolwide program has been effective in increasing the achievement of students in meeting the State's academic standards, particularly for those students who had been furthest from achieving the standards; and
 3. Revise the plan, as necessary, based on the results of the evaluation, to ensure continuous improvement of students in the schoolwide program.

- E. A description of how the school will ensure parental involvement in the planning, review, and improvement of the schoolwide program plan (described in Stakeholder Involvement and/or Strategies/Activities).
- F. A description of the activities the school will include to ensure that students who experience difficulty attaining proficient or advanced levels of academic achievement standards will be provided with effective, timely additional support, including measures to
 - 1. Ensure that those students' difficulties are identified on a timely basis; and
 - 2. Provide sufficient information on which to base effective assistance to those students.
- G. For an elementary school, a description of how the school will assist preschool students in the successful transition from early childhood programs to the school.
- H. A description of how the school will use resources to carry out these components (described in the Proposed Expenditures for Strategies/Activities).
- I. A description of any other activities and objectives as established by the SSC (described in the Strategies/Activities).

Authority Cited: S Title 34 of the Code of Federal Regulations (34 CFR), sections 200.25-26, and 200.29, and sections-1114(b)(7)(A)(i)-(iii) and 1118(b) of the ESEA. EC sections 6400 et. seq.

Appendix B:

Plan Requirements for School to Meet Federal School Improvement Planning Requirements

For questions or technical assistance related to meeting Federal School Improvement Planning Requirements, please contact the CDE's School Improvement and Support Office at SISO@cde.ca.gov.

Comprehensive Support and Improvement

The LEA shall partner with stakeholders (including principals and other school leaders, teachers, and parents) to locally develop and implement the CSI plan for the school to improve student outcomes, and specifically address the metrics that led to eligibility for CSI (Stakeholder Involvement).

The CSI plan shall:

1. Be informed by all state indicators, including student performance against state-determined long-term goals (Goal, Identified Need, Expected Annual Measurable Outcomes, Annual Review and Update, as applicable);
2. Include evidence-based interventions (Strategies/Activities, Annual Review and Update, as applicable) (For resources related to evidence-based interventions, see the U.S. Department of Education's "Using Evidence to Strengthen Education Investments" at <https://www2.ed.gov/policy/elsec/leg/essa/guidanceuseseseinvestment.pdf>);
3. Be based on a school-level needs assessment (Goal, Identified Need, Expected Annual Measurable Outcomes, Annual Review and Update, as applicable); and
4. Identify resource inequities, which may include a review of LEA- and school-level budgeting, to be addressed through implementation of the CSI plan (Goal, Identified Need, Expected Annual Measurable Outcomes, Planned Strategies/Activities; and Annual Review and Update, as applicable).

Authority Cited: Sections 1003(e)(1)(A), 1003(i), 1111(c)(4)(B), and 1111(d)(1) of the ESSA.

Targeted Support and Improvement

In partnership with stakeholders (including principals and other school leaders, teachers, and parents) the school shall develop and implement a school-level TSI plan to improve student outcomes for each subgroup of students that was the subject of identification (Stakeholder Involvement).

The TSI plan shall:

1. Be informed by all state indicators, including student performance against state-determined long-term goals (Goal, Identified Need, Expected Annual Measurable Outcomes, Annual Review and Update, as applicable); and
2. Include evidence-based interventions (Planned Strategies/Activities, Annual Review and Update, as applicable). (For resources related to evidence-based interventions, see the U.S. Department of Education's "Using Evidence to Strengthen Education Investments" <https://www2.ed.gov/policy/elsec/leg/essa/guidanceuseseseinvestment.pdf>.)

Authority Cited: Sections 1003(e)(1)(B), 1003(i), 1111(c)(4)(B) and 1111(d)(2) of the ESSA.

Additional Targeted Support and Improvement

A school identified for ATSI shall:

1. Identify resource inequities, which may include a review of LEA- and school-level budgeting, which will be addressed through implementation of its TSI plan (Goal, Identified Need, Expected Annual Measurable Outcomes, Planned Strategies/Activities, and Annual Review and Update, as applicable).

Authority Cited: Sections 1003(e)(1)(B), 1003(i), 1111(c)(4)(B), and 1111(d)(2)(c) of the ESSA.

Single School Districts and Charter Schools Identified for School Improvement

Single school districts (SSDs) or charter schools that are identified for CSI, TSI, or ATSI, shall develop a SPSA that addresses the applicable requirements above as a condition of receiving funds (EC Section 64001[a] as amended by Assembly Bill [AB] 716, effective January 1, 2019).

However, a SSD or a charter school may streamline the process by combining state and federal requirements into one document which may include the local control and accountability plan (LCAP) and all federal planning requirements, provided that the combined plan is able to demonstrate that the legal requirements for each of the plans is met (EC Section 52062[a] as amended by AB 716, effective January 1, 2019).

Planning requirements for single school districts and charter schools choosing to exercise this option are available in the LCAP Instructions.

Authority Cited: EC sections 52062(a) and 64001(a), both as amended by AB 716, effective January 1, 2019.

Appendix C: Select State and Federal Programs

For a list of active programs, please see the following links:

Programs included on the Consolidated Application: <https://www.cde.ca.gov/fg/aa/co/>

ESSA Title I, Part A: School Improvement: <https://www.cde.ca.gov/sp/sw/t1/schoolsupport.asp>

Available Funding: <https://www.cde.ca.gov/fg/fo/af/>

Developed by the California Department of Education, January 2019