

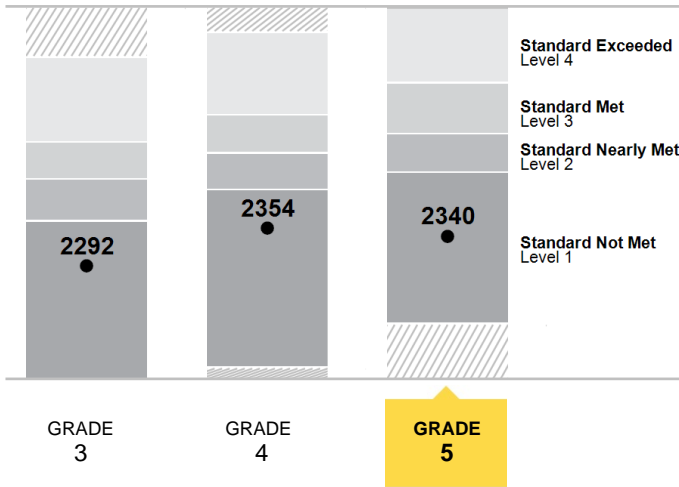
Sample's Grade 5 Results on California's Assessments

ENGLISH LANGUAGE ARTS/LITERACY (ELA)

Sample's overall score for 2017:

2340
Standard Not Met (Level 1)

Sample's score decreased from last year, and is the same level.



| 2017 Area Performance | Below Standard | Near Standard | Above Standard |
|---|----------------|---------------|----------------|
| Reading: How well does your child understand stories and information that he or she reads? | ✓ | | |
| Writing: How well does your child communicate in writing? | ✓ | | |
| Listening: How well does your child understand spoken information? | | ✓ | |
| Research/Inquiry: How well can your child find and present information about a topic? | ✓ | | |

SAMPLE'S SCORE HISTORY

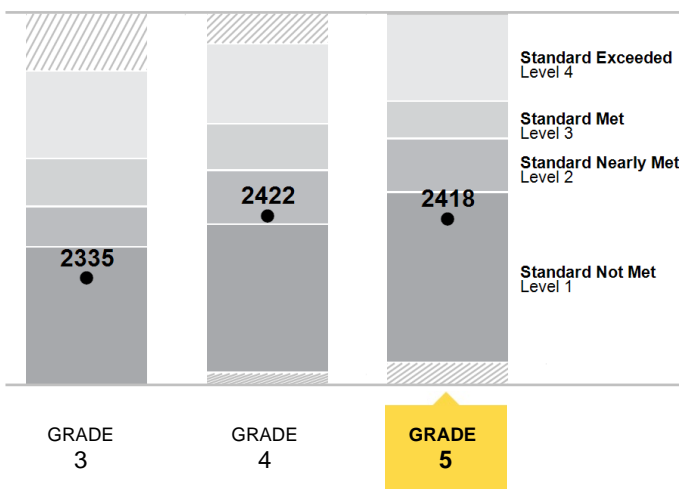
| | GRADE 3 | GRADE 4 | GRADE 5 |
|-------------------|------------------|------------------|-------------------------|
| Achievement Level | Standard Not Met | Standard Not Met | Standard Not Met |
| Overall Score | 2292 | 2354 | 2340 |
| State Average* | 2408 | 2450 | 2491 |

MATHEMATICS

Sample's overall score for 2017:

2418
Standard Not Met (Level 1)

Sample's score decreased from last year, and is now in a lower level.



| 2017 Area Performance | Below Standard | Near Standard | Above Standard |
|---|----------------|---------------|----------------|
| Concepts & Procedures: How well does your child use mathematical rules and ideas? | ✓ | | |
| Problem Solving and Modeling & Data Analysis: How well can your child show and apply their problem solving skills? | ✓ | | |
| Communicating Reasoning: How well can your child think logically and express thoughts in order to a solve problem? | | ✓ | |

SAMPLE'S SCORE HISTORY

| | GRADE 3 | GRADE 4 | GRADE 5 |
|-------------------|------------------|---------------------|-------------------------|
| Achievement Level | Standard Not Met | Standard Nearly Met | Standard Not Met |
| Overall Score | 2335 | 2422 | 2418 |
| State Average* | 2420 | 2457 | 2483 |

* State averages are based on California students' scores from previous years. The state averages are updated each year, which may cause slight changes from what was displayed on the previous years' report.

To see scale score ranges for all grades or for complete results for schools, districts, or across the state, visit the CDE CAASPP Results Web page at <http://caaspp.cde.ca.gov/>.

A Parent's Guide to Sample's California Assessment of Student Performance and Progress (CAASPP) Score Report

CALIFORNIA DEPARTMENT OF EDUCATION (CDE)

STUDENT ID #: xxxxxxxxxxxx DATE OF BIRTH: xx/xx/20xx
 GRADE: 5 TEST DATE: Spring 2017

FOR THE PARENT/GUARDIAN OF:
SAMPLE STUDENT
 1400 East Janss Road
 THOUSAND OAKS, CA 91362

SCHOOL: All Elementary
 LEA: Conejo Valley Unified School District
 CDS: 5673759000000

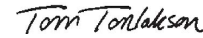
Dear Parent/Guardian of Sample:

This report shows Sample's scores on the California Assessment of Student Performance and Progress (CAASPP) for English language arts/literacy and mathematics. These tests are based on California's goal of preparing students for college and career.

Sample's scores are just one measure of progress at school. These results should be considered along with other information—such as classroom tests, assignments, and grades.

Students achieve more when their parents are involved in their learning. Please use the resources outlined below to find out more about how you can help Sample continue to make progress and prepare for a bright future.

Sincerely,



Tom Torlakson,
 State Superintendent of Public Instruction



Statewide Assessments: One Measure of Sample's Progress

CAASPP results give us one measure of how well students are mastering California's challenging academic standards. The skills called for by these standards—the ability to write clearly, think critically, and solve problems—are critical for preparing students for college and a 21st-century career.

What do my child's scores mean?

There are four levels of scores for ELA and mathematics for 5th grade. Achievement levels "Standard Met" and "Standard Exceeded" are the state targets for all students.

| Grade 5 | Standard Not Met Level 1 | Standard Nearly Met Level 2 | Standard Met Level 3 | Standard Exceeded Level 4 |
|--------------------------------------|-----------------------------|--------------------------------|-------------------------|------------------------------|
| ENGLISH LANGUAGE ARTS/LITERACY (ELA) | 2201-2441 | 2442-2501 | 2502-2581 | 2582-2701 |
| MATHEMATICS | 2219-2454 | 2455-2527 | 2528-2578 | 2579-2700 |

Score ranges for each achievement level are different for each grade, and the standards for the next grade are higher than for the previous grade. As a result, students may need a higher score to stay in the same achievement level as the previous year.

Where to Get Help and More Information

Go to <http://testscoreguide.org/ca/> for more information, including:

- Guide to reading and understanding the student score report.
- *Parent Guide to the Smarter Balanced Summative Assessments* with sample test items.

Grade-by-grade practice tests are available on the CAASPP Web portal at <http://www.caaspp.org>.

For complete results for schools, districts, or across the state, visit the CDE CAASPP Results Web site at <http://caaspp.cde.ca.gov/>.

California Science Test (CAST) for Grade 5

This year, students in grade five took part in a pilot of the new California Science Test (CAST). When complete, this new test will measure students' understanding of the new California Next Generation Science Standards (CA NGSS), which encompass the core ideas, concepts, and practices in science and engineering that students should master to be ready for college and a 21st-century career.

Much like California's standards in mathematics and English language arts/literacy, these new standards will give students an up-to-date science education and equip them with the ability to think critically, analyze information, and solve complex problems.

The pilot test is meant to evaluate test questions, as well as help students and schools become familiar with the new standards and content. Individual student scores will not be available until the new test is ready for operational use statewide.