



2009 Distinguished School

2011-12 School Quality Snapshot

Los Cerritos Middle

Conejo Valley Unified

2100 Avenida de las Flores, Thousand Oaks, CA 91362

Grades Offered: 6 - 8

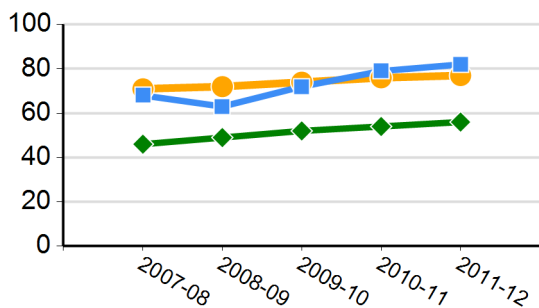
Enrollment: 1,012

Charter: No

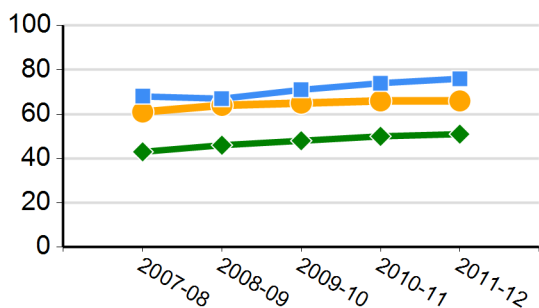
Title I Funded: No

CDS Code: 56-73759-6093173

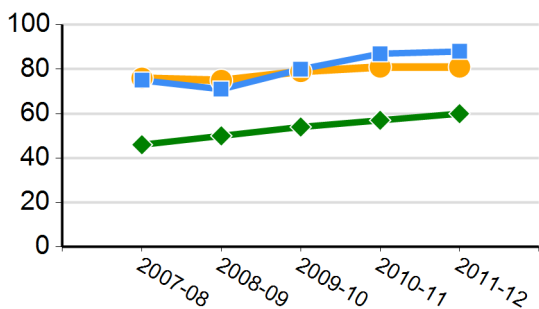
CST English-language Arts Results (percent proficient and above)



CST Mathematics Results (percent proficient and above)



CST Science Results (percent proficient and above)



California's Academic Performance Index (API)

2012 Growth API	896
2011-12 Growth from Prior Year	1
Met Schoolwide Growth Target	Yes
All Student Groups Met Target	No
2011 Base API State Rank	9
2011 Base API Similar Schools Rank	5

API Subgroup Performance - 2012 API Growth

	Met Target	Growth
African American or Black	--	--
American Indian or Alaska Native	--	--
Asian	--	--
Filipino	--	--
Hispanic or Latino	No	-11
Native Hawaiian or Pacific Islander	--	--
White	Yes	6
Two or More Races	--	--
English Learners	No	-33
Socioeconomically Disadvantaged	No	-13
Students with Disabilities	No	-38

Green = Student group met target
 Red = Student group did not meet target
 Blue = Student group is not numerically significant
 -- = Not enough students to report

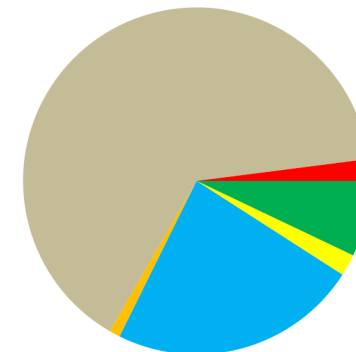
CHART LEGEND:

■ SCHOOL ● DISTRICT ◆ STATE

CST: CA Standards Test CDS: County-district-school

School and/or district information will not be displayed when data are not available or when data are representing fewer than 11 students.

2011-12 Enrollment by Race/Ethnicity

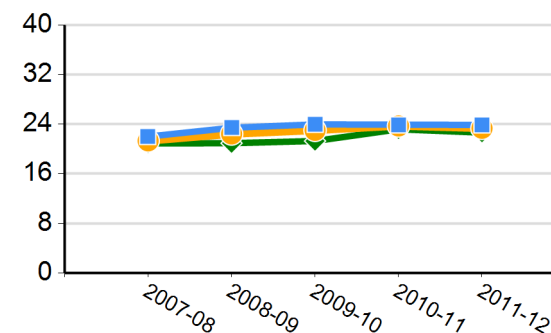


■ American Indian or Alaska Native ■ Hispanic or Latino
 ■ Asian ■ African American or Black
 ■ Native Hawaiian or Pacific Islander ■ White
 ■ Filipino ■ Two or More Races
 ■ Not Reported

2011-12 Subgroup Enrollment

English Learners	12%
Socioeconomically Disadvantaged	23%
Students with Disabilities	11%

Average Class Size





2009 Distinguished School

2011-12 School Quality Snapshot

Los Cerritos Middle

Conejo Valley Unified

2100 Avenida de las Flores, Thousand Oaks, CA 91362

Grades Offered: 6 - 8

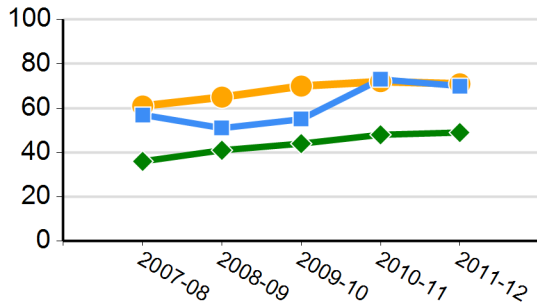
Enrollment: 1,012

Charter: No

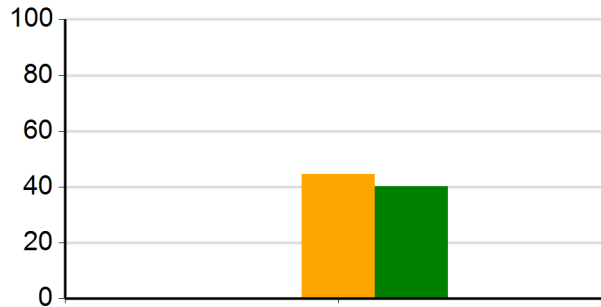
Title I Funded: No

CDS Code: 56-73759-6093173

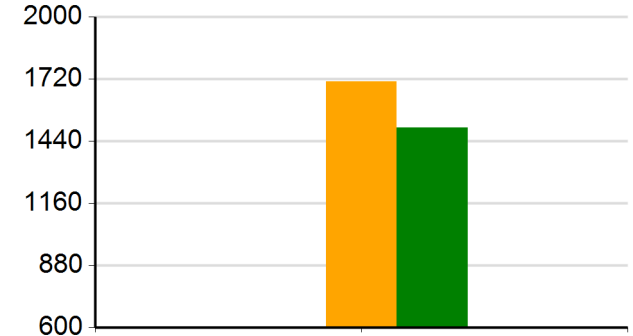
CST History/Social Science Results (percent proficient and above)



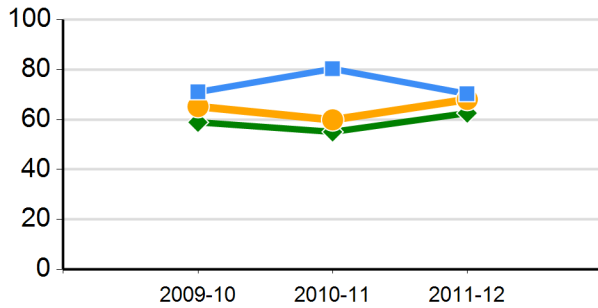
Percentage of 2010-11 Graduates Meeting University of California "a-g" Requirements



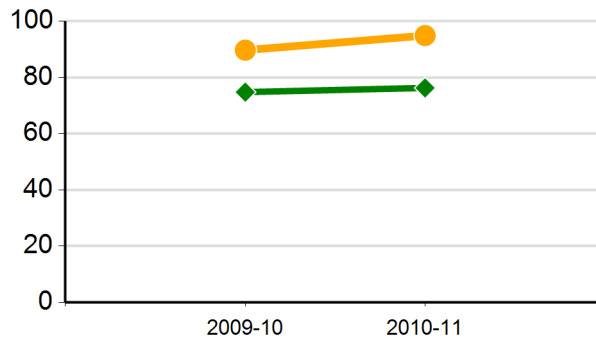
2010-11 Average SAT Score



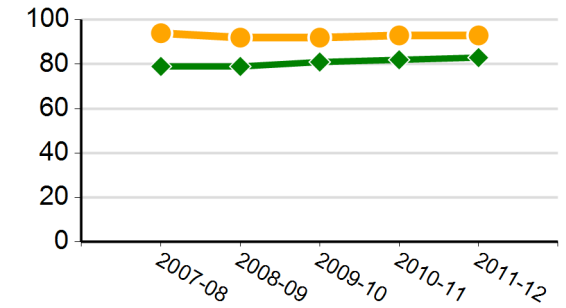
Percentage of English Learners Making Progress in Learning English



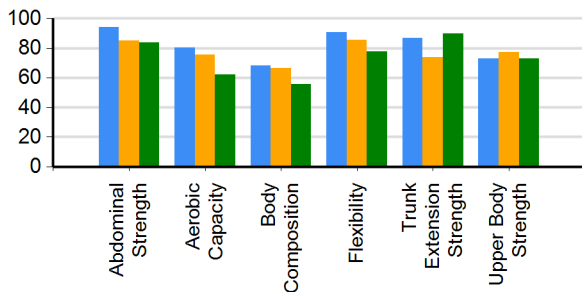
Cohort Graduation Rate*



CAHSEE English-Language Arts Grade 10 Passing Rate



Percentage of Students in the Healthy Fitness Zone in 2010-11



2010-11 Suspensions and Expulsions as a Percentage of Enrolled Students

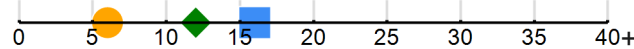


CHART LEGEND:

■ SCHOOL ● DISTRICT ◆ STATE

* Only two years of data are available

CAHSEE: CA High School Exit Examination

CST: CA Standards Test

School and/or district information will not be displayed when data are not available or when data are representing fewer than 11 students.

CAHSEE Mathematics Grade 10 Passing Rate

