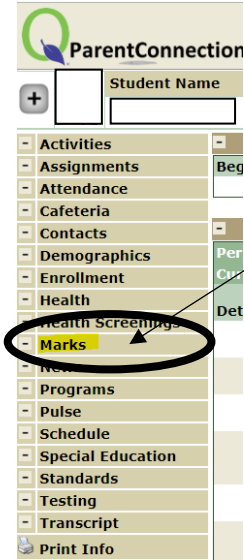


# HOW TO ACCESS THE Q PARENT CONNECTION WEBSITE

Access Q Parent Connection at <https://conejo.vcoe.org/parentconnect/>

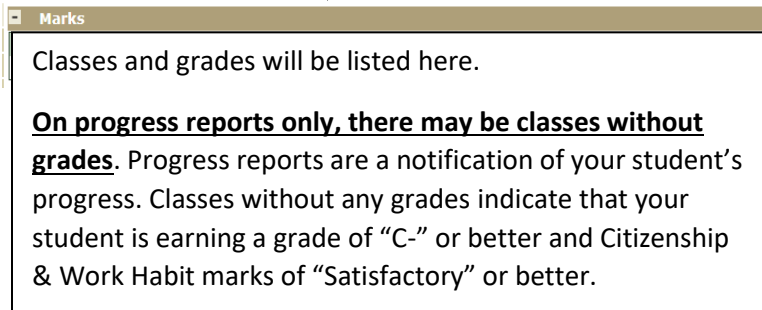
Enter your PIN number and password. (See below if you do not know your PIN and/or password)

Once in the system, your student's information will be available to you.



Click on "Marks"

The screen should automatically scroll down to the Marks information as shown below.



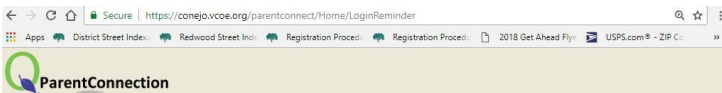
If you do not know your PIN and/or password



Access Q Parent Connection at <https://conejo.vcoe.org/parentconnect/>



Click on the "Need Your Login Information?" link.



Conejo Valley USD

#### ParentConnection Login Information

Please enter your email address. Your PIN and Password will be emailed to you. If you are still experiencing problems logging in, please contact your student's school for additional assistance.

Email Address:

Note: Information sent through email is not protected from interception by other parties. It is recommended that, after successful login, you click on the 'Account' link and change your account password.

The next screen will ask you to enter your email address (this should be the email where you receive notifications from the school that your child attends), then click the "Submit" button.

If the email matches, your PIN and password will be emailed to you (be sure to check your spam folder). If it doesn't match, or if there is any problem, you will see a message that asks you to contact your child's school.