


MEASURE I BOND: COMPLETE EXPENDITURES

SUMMARY BY SITE



CAPITAL MODERNIZATION & TECHNOLOGY ENDOWMENT




MEASURE I



TOTAL BOND EXPENDITURE SUMMARY
CAPITAL MODERNIZATION AND TECHNOLOGY ENDOWMENT

ALL SITES (A - Z): THRU 06/30/20

SITE NAME	BOND ALLOCATION	2014 - 2015	2015 - 2016	2016 - 2017	2017 - 2018	2018 - 2019	2019 - 2020	TOTAL EXPENDITURES	REMAINING BOND ALLOCATION
ACACIA MAGNET									
CAPITAL	2,600,000	491	137,288	245,493	68,063	553,116	14,350	1,018,801	1,581,199
ENDOWMENT	680,144	-	36,516	69,619	37,658	34,504	37,232	215,529	464,615
ACACIA MAGNET	3,280,144	491	173,804	315,113	105,720	587,620	51,583	1,234,330	2,045,814
ASPEN ELEMENTARY									
CAPITAL	2,600,000	19,713	256,099	57,145	52,627	449,635	241,496	1,076,715	1,523,285
ENDOWMENT	766,625	-	43,228	76,624	40,731	34,543	38,611	233,738	532,887
ASPEN ELEMENTARY	3,366,625	19,713	299,327	133,770	93,358	484,178	280,107	1,310,453	2,056,172
BANYAN ELEMENTARY									
CAPITAL	2,600,000	25,541	243,646	175,021	65,817	43,125	13,647	566,797	2,033,203
ENDOWMENT	893,717	-	50,858	78,851	60,494	38,374	50,041	278,619	615,098
BANYAN ELEMENTARY	3,493,717	51,082	487,292	350,042	131,633	86,250	27,294	1,133,594	2,033,203
CENTURY ACADEMY									
CAPITAL	1,000,000	111	19,576	(446)	27,519	24,259	725,675	796,694	203,306
ENDOWMENT	262,000	-	-	36,091	50,310	12,000	12,030	110,430	151,570
CENTURY ACADEMY	1,262,000	111	19,576	35,645	77,829	36,259	737,705	907,125	354,875
COLINA MIDDLE									
CAPITAL	7,500,000	1,033	224,913	182,339	134,157	268,290	181,709	992,440	6,507,560
ENDOWMENT	2,017,670	-	108,484	191,520	122,421	101,625	93,462	617,512	1,400,158
COLINA MIDDLE	9,517,670	1,033	333,397	373,858	256,578	369,916	275,170	1,609,952	7,907,718
CONEJO ELEMENTARY									
CAPITAL	2,600,000	8,392	153,914	327,009	63,402	590,293	108,415	1,251,426	1,348,574
ENDOWMENT	735,778	-	40,957	83,255	38,735	31,900	26,513	221,360	514,418
CONEJO ELEMENTARY	3,335,778	8,392	194,872	410,263	102,138	622,193	134,928	1,472,786	1,862,992
CONEJO VALLEY HIGH									
CAPITAL	2,000,000	221	20,314	133,444	1,171,324	66,467	48,549	1,440,319	559,681
ENDOWMENT	250,000	-	25,000	23,404	1,596	11,914	11,596	73,510	176,490
CONEJO VALLEY HIGH	2,250,000	221	45,314	156,849	1,172,920	78,381	60,145	1,513,829	736,171
CYPRESS ELEMENTARY									
CAPITAL	2,600,000	287	182,057	174,311	58,546	825,920	51,557	1,292,678	1,307,322
ENDOWMENT	701,925	-	35,517	59,469	48,117	33,746	31,339	208,187	493,738
CYPRESS ELEMENTARY	3,301,925	287	217,573	233,780	106,663	859,666	82,896	1,500,865	1,801,060
EARTHS MAGNET									
CAPITAL	2,600,000	11,939	198,023	55,242	16,248	56,906	228,609	566,967	2,033,033
ENDOWMENT	1,077,445	-	50,892	102,903	73,886	51,440	55,033	334,154	743,291
EARTHS MAGNET	3,677,445	11,939	248,915	158,145	90,134	108,346	283,642	901,121	2,776,324




MEASURE I



TOTAL BOND EXPENDITURE SUMMARY
CAPITAL MODERNIZATION AND TECHNOLOGY ENDOWMENT

ALL SITES (A - Z): THRU 06/30/20

SITE NAME	BOND ALLOCATION	2014 - 2015	2015 - 2016	2016 - 2017	2017 - 2018	2018 - 2019	2019 - 2020	TOTAL EXPENDITURES	REMAINING BOND ALLOCATION
GLENWOOD ELEMENTARY									
CAPITAL	2,600,000	6,709	88,221	235,309	193,046	494,225	11,445	1,028,956	1,571,044
ENDOWMENT	696,237	-	35,628	74,164	40,836	30,388	28,368	209,384	486,853
GLENWOOD ELEMENTARY	3,296,237	6,709	123,849	309,473	233,882	524,613	39,813	1,238,340	2,057,897
HORIZON HILLS									
CAPITAL	2,600,000	287	78,297	110,608	210,639	43,826	125,716	569,374	2,030,626
ENDOWMENT	-	-	-	-	-	-	-	-	-
HORIZON HILLS	2,600,000	287	78,297	110,608	210,639	43,826	125,716	569,374	2,030,626
LADERA STARS ACADEMY									
CAPITAL	2,600,000	28,162	389,460	83,543	190,254	458,605	204,472	1,354,495	1,245,505
ENDOWMENT	599,765	-	31,762	70,300	30,503	21,150	39,500	193,214	406,551
LADERA STARS ACADEMY	3,199,765	28,162	421,221	153,843	220,757	479,755	243,972	1,547,709	1,652,056
LANG RANCH ELEMENTARY									
CAPITAL	1,300,000	15,354	184,873	139,398	10,619	40,275	22,897	413,415	886,585
ENDOWMENT	1,260,456	-	73,770	90,113	173,832	5,851	69,609	413,175	847,281
LANG RANCH ELEMENTARY	2,560,456	15,354	258,642	229,511	184,451	46,126	92,506	826,589	1,733,867
LOS CERRITOS MIDDLE									
CAPITAL	7,500,000	7,682	201,526	846,079	2,645,065	422,455	489,847	4,612,654	2,887,346
ENDOWMENT	1,865,513	-	99,027	205,198	102,013	94,600	90,135	590,973	1,274,540
LOS CERRITOS MIDDLE	9,365,513	15,364	403,053	1,692,157	5,290,130	844,910	979,693	9,225,308	2,887,346
MADRONA ELEMENTARY									
CAPITAL	2,600,000	491	184,789	355,180	40,220	520,787	11,097	1,112,564	1,487,436
ENDOWMENT	887,485	-	53,192	74,620	65,234	41,524	35,718	270,288	617,197
MADRONA ELEMENTARY	3,487,485	491	237,981	429,800	105,454	562,311	46,815	1,382,852	2,104,633
MAPLE ELEMENTARY									
CAPITAL	2,600,000	16,830	205,255	33,299	12,491	101,090	517,599	886,564	1,713,436
ENDOWMENT	633,524	-	26,519	74,267	36,082	18,623	32,222	187,714	445,810
MAPLE ELEMENTARY	3,233,524	16,830	231,774	107,567	48,573	119,713	549,821	1,074,278	2,159,246
MEADOWS - MATES CHARTER									
CAPITAL	1,300,000	19,717	866,581	77,212	8,621	15,184	47,780	1,035,096	264,904
ENDOWMENT	-	-	-	-	-	-	-	-	-
MEADOWS - MATES CHARTER	1,300,000	19,717	866,581	77,212	8,621	15,184	47,780	1,035,096	264,904
NEWBURY PARK HIGH									
CAPITAL	17,500,000	5,497	1,046,553	218,848	1,683,459	1,927,804	382,699	5,264,859	12,235,141
ENDOWMENT	4,918,058	-	267,701	501,810	270,832	242,182	204,980	1,487,506	3,430,552
NEWBURY PARK HIGH	22,418,058	5,497	1,314,255	720,658	1,954,291	2,169,986	587,679	6,752,365	15,665,693




MEASURE I



TOTAL BOND EXPENDITURE SUMMARY
CAPITAL MODERNIZATION AND TECHNOLOGY ENDOWMENT

ALL SITES (A - Z): THRU 06/30/20

SITE NAME	BOND ALLOCATION	2014 - 2015	2015 - 2016	2016 - 2017	2017 - 2018	2018 - 2019	2019 - 2020	TOTAL EXPENDITURES	REMAINING BOND ALLOCATION
PARK OAKS - BRIDGES CHARTER									
CAPITAL	1,300,000	5,468	95,890	67,328	14,250	185,503	80,975	449,414	850,586
ENDOWMENT	-	-	-	-	-	-	-	-	-
PARK OAKS - BRIDGES CHARTER	1,300,000	5,468	95,890	67,328	14,250	185,503	80,975	449,414	850,586
REDWOOD MIDDLE									
CAPITAL	7,500,000	1,033	748,865	512,731	270,827	513,925	290,334	2,337,714	5,162,286
ENDOWMENT	1,769,826	-	96,864	180,442	98,295	75,380	78,908	529,888	1,239,938
REDWOOD MIDDLE	9,269,826	1,033	845,729	693,173	369,121	589,305	369,241	2,867,602	6,402,224
SEQUOIA MIDDLE									
CAPITAL	7,500,000	1,033	216,594	282,838	46,677	949,081	504,212	2,000,435	5,499,565
ENDOWMENT	2,233,036	-	115,776	222,650	129,810	95,356	94,810	658,402	1,574,634
SEQUOIA MIDDLE	9,733,036	1,033	332,371	505,488	176,487	1,044,437	599,021	2,658,838	7,074,198
SPECIAL EDUCATION									
CAPITAL	-	-	-	-	-	-	-	-	-
ENDOWMENT	61,371	-	-	-	60,881	-	-	60,881	490
SPECIAL EDUCATION	61,371	-	-	-	60,881	-	-	60,881	490
SYCAMORE CANYON									
CAPITAL	1,300,000	144	363,077	333,352	52,219	62,647	50,044	861,483	438,517
ENDOWMENT	2,403,063	-	149,495	257,646	134,831	112,850	118,425	773,247	1,629,816
SYCAMORE CANYON	3,703,063	144	512,572	590,997	187,050	175,497	168,468	1,634,729	2,068,334
THOUSAND OAKS HIGH									
CAPITAL	17,500,000	41,933	1,230,060	218,194	3,877,945	6,792,338	2,383,729	14,544,200	2,955,800
ENDOWMENT	4,504,367	-	249,297	278,648	430,817	210,189	167,226	1,336,177	3,168,190
THOUSAND OAKS HIGH	22,004,367	41,933	1,479,357	496,842	4,308,762	7,002,527	2,550,955	15,880,377	6,123,990
TRIUNFO - CARDEN CONEJO									
CAPITAL	2,500,000	11,325	210,787	94,327	31,629	12,590	27,779	388,437	2,111,563
ENDOWMENT	-	-	-	-	-	-	-	-	-
TRIUNFO - CARDEN CONEJO	2,500,000	11,325	210,787	94,327	31,629	12,590	27,779	388,437	2,111,563
UNIVERSITY EARLY CHILDHOOD CENTER									
CAPITAL	1,600,000	5,877	31,206	41,771	39,063	129,087	39,749	286,753	1,313,247
ENDOWMENT	-	-	-	-	-	-	-	-	-
UNIVERSITY EARLY CHILDHOOD CENTER	1,600,000	5,877	31,206	41,771	39,063	129,087	39,749	286,753	1,313,247
WALNUT ELEMENTARY									
CAPITAL	2,600,000	9,849	167,400	102,135	12,573	70,496	751,399	1,113,851	1,486,149
ENDOWMENT	680,037	-	39,202	36,561	69,874	32,571	25,911	204,119	475,918
WALNUT ELEMENTARY	3,280,037	9,849	206,602	138,696	82,447	103,066	777,310	1,317,971	1,962,066



MEASURE I



TOTAL BOND EXPENDITURE SUMMARY
CAPITAL MODERNIZATION AND TECHNOLOGY ENDOWMENT

ALL SITES (A - Z): THRU 06/30/20									
SITE NAME	BOND ALLOCATION	2014 - 2015	2015 - 2016	2016 - 2017	2017 - 2018	2018 - 2019	2019 - 2020	TOTAL EXPENDITURES	REMAINING BOND ALLOCATION
WAVERLY - CONEJO VALLEY ADULT ED									
CAPITAL	2,600,000	287	18,342	144,308	24,398	56,190	59,398	302,924	2,297,076
ENDOWMENT	-	-	-	-	-	-	-	-	-
WAVERLY - CONEJO VALLEY ADULT ED	2,600,000	287	18,342	144,308	24,398	56,190	59,398	302,924	2,297,076
WEATHERSFIELD ELEMENTARY									
CAPITAL	2,600,000	10,828	170,328	80,570	122,405	202,288	755,195	1,341,615	1,258,385
ENDOWMENT	701,150	-	41,420	76,701	35,824	31,558	33,797	219,300	481,850
WEATHERSFIELD ELEMENTARY	3,301,150	10,828	211,748	157,271	158,228	233,847	788,992	1,560,914	1,740,236
WESTLAKE ELEMENTARY									
CAPITAL	2,600,000	1,064	165,018	215,413	53,170	271,983	80,478	787,126	1,812,874
ENDOWMENT	1,079,586	-	54,486	111,886	55,614	52,104	57,200	331,289	748,297
WESTLAKE ELEMENTARY	3,679,586	1,064	219,504	327,299	108,784	324,087	137,678	1,118,415	2,561,171
WESTLAKE HIGH									
CAPITAL	17,500,000	610,815	810,624	311,187	889,669	1,754,333	390,721	4,767,350	12,732,650
ENDOWMENT	4,576,709	-	253,901	391,980	340,005	210,493	185,519	1,381,899	3,194,810
WESTLAKE HIGH	22,076,709	610,815	1,064,525	703,167	1,229,674	1,964,827	576,241	6,149,249	15,927,460
WESTLAKE HILLS ELEMENTARY									
CAPITAL	2,600,000	20,632	273,143	69,981	161,066	416,085	302,231	1,243,139	1,356,861
ENDOWMENT	967,268	-	50,579	107,196	48,040	47,542	55,719	309,076	658,192
WESTLAKE HILLS ELEMENTARY	3,567,268	20,632	323,722	177,177	209,106	463,628	357,950	1,552,215	2,015,053
WILDWOOD ELEMENTARY									
CAPITAL	2,600,000	287	135,976	253,093	95,032	350,197	258,176	1,092,761	1,507,239
ENDOWMENT	814,569	-	44,044	86,241	44,284	42,186	42,693	259,447	555,122
WILDWOOD ELEMENTARY	3,414,569	287	180,020	339,334	139,316	392,382	300,869	1,352,208	2,062,361
PROGRAM MANAGEMENT									
CAPITAL		15,361	980,852	(153,575)	423,491	551,509	587,983	2,405,621	
ENDOWMENT	12,962,676	-	753,984	579,566	505,904	499,229	491,015	2,829,697	10,132,979
PROGRAM MANAGEMENT	12,962,676	15,361	1,734,836	425,991	929,394	1,050,738	1,078,998	5,235,318	10,132,979
CAPITAL CONTINGENCY	7,000,000	-	-	-	-	-	-	-	7,000,000
TOTAL CAPITAL	146,000,000	889,033	9,318,696	6,176,264	12,343,037	18,669,007	9,401,980	56,798,017	89,201,983
TOTAL ENDOWMENT	51,000,000	-	2,828,098	4,141,724	3,147,458	2,213,823	2,207,611	14,538,714	36,461,286
TOTAL MEASURE I BOND	197,000,000	889,033	12,146,795	10,317,988	15,490,495	20,882,829	11,609,591	71,336,731	125,663,269

MEASURE I BOND: COMPLETE EXPENDITURES

DETAILS BY SITE



CAPITAL MODERNIZATION & TECHNOLOGY ENDOWMENT



MEASURE I



TOTAL BOND EXPENDITURE SUMMARY
CAPITAL MODERNIZATION AND TECHNOLOGY ENDOWMENT

ALL SITES (A - Z): THRU 06/30/20

SITE NAME	BOND ALLOCATION	2014 - 2015	2015 - 2016	2016 - 2017	2017 - 2018	2018 - 2019	2019 - 2020	TOTAL EXPENDITURES	REMAINING BOND ALLOCATION
ACACIA MAGNET									
CAPITAL									
ITEQ Technology Equipment Upgrades		-	69,951	-	-	-	-	69,951	
ITIN Technology Infrastructure		-	24,881	210,148	-	-	-	235,029	
0FCA Facility Condition Assessment - School Dude		-	-	5,516	-	-	-	5,516	
B00S DSA Closeout and Certification		-	1,857	-	320	-	-	2,177	
I00A Modernization General Professional Services		-	-	18,208	-	-	-	18,208	
I00B Asphalt		-	-	1,009	-	4,850	-	5,859	
IKEQ Kitchen Upgrade	203	4,957	-	-	2,138	768	-	8,066	
I01A Concrete	-	17,300	2,000	-	-	-	-	19,300	
I01B Modernization	-	-	11,484	55,751	509,088	3,355	-	579,678	
I01D Plumbing / Irrigation	-	-	-	-	-	18,756	-	18,756	
I01E Flooring	-	-	-	-	1,935	9,341	-	11,276	
0000 Program Management	287	18,342	(2,872)	7,919	10,313	10,995	-	44,985	
CAPITAL	2,600,000	491	137,288	245,493	68,063	553,116	14,350	1,018,801	1,581,199
ENDOWMENT									
Computers			28,219	22,854	12,193	-	-	63,266	
Tablets / Laptops			4,999	36,941	24,290	34,504	28,507	129,241	
Audio Visual			2,341	1,693	-	-	4,966	9,001	
Printers / Accessories			-	979	1,174	-	600	2,753	
Software			-	-	-	-	-	-	
Installation Services			-	2,120	-	-	730	2,850	
Charging Stations			957	5,032	-	-	2,347	8,336	
Miscellaneous			-	-	-	-	-	-	
Electrical Engineering			-	-	-	-	-	-	
Gen/Civil Engineering			-	-	-	-	-	-	
Robotics			-	-	-	-	-	-	
Science Equipment			-	-	-	-	-	-	
Accessories			-	-	-	-	83	83	
ENDOWMENT	680,144	-	36,516	69,619	37,658	34,504	37,232	215,529	464,615
ACACIA MAGNET	3,280,144	491	173,804	315,113	105,720	587,620	51,583	1,234,330	2,045,814



MEASURE I



TOTAL BOND EXPENDITURE SUMMARY
CAPITAL MODERNIZATION AND TECHNOLOGY ENDOWMENT

ALL SITES (A - Z): THRU 06/30/20

SITE NAME	BOND ALLOCATION	2014 - 2015	2015 - 2016	2016 - 2017	2017 - 2018	2018 - 2019	2019 - 2020	TOTAL EXPENDITURES	REMAINING BOND ALLOCATION
ASPEN ELEMENTARY									
CAPITAL									
0CEJ Energy Prop 39		-	625	11,630	33,272	-	-	45,527	
0FCA Facility Condition Assessment - School Dude		-	-	5,516	-	-	-	5,516	
B00S DSA Closeout and Certification		-	23	-	-	-	-	23	
I00A Modernization General Professional Services		-	-	18,208	-	-	-	18,208	
IKEQ Kitchen Upgrade	203	6,098	-	-	4,368	768	-	11,438	
ITEQ Technology Equipment Upgrades	-	-	61,237	-	-	-	-	61,237	
ITIN Technology Infrastructure	19,222	148,860	1,395	-	-	-	-	169,477	
I02A Asphalt	-	-	14,627	-	-	-	-	14,627	
I02B Flooring	-	-	6,287	12,134	-	-	-	18,422	
I02C Modernization	-	-	-	11,134	-	-	-	11,134	
I02E HVAC	-	-	-	-	7,067	153,180	20,647	180,894	
I02F Safety & Security	-	-	-	-	-	4,736	3,800	8,536	
I02G Playground Equipment/ADA	-	-	-	-	-	257,838	206,053	463,891	
I02H Roofing	-	-	-	-	-	22,800	-	22,800	
0000 Program Management		287	18,342	(2,872)	7,919	10,313	10,995	44,985	
CAPITAL	2,600,000	19,713	256,099	57,145	52,627	449,635	241,496	1,076,715	1,523,285
ENDOWMENT									
Computers			17,029	9,464	12,537	9,574	-	48,604	
Tablets / Laptops			14,996	43,136	21,412	17,879	18,140	115,563	
Audio Visual			4,566	14,324	4,745	6,569	17,476	47,679	
Printers / Accessories			-	1,639	2,038	221	-	3,898	
Software			-	-	-	-	-	-	
Installation Services			800	1,150	-	300	1,550	3,800	
Charging Stations			5,837	6,912	-	-	1,167	13,916	
Miscellaneous			-	-	-	-	-	-	
Electrical Engineering			-	-	-	-	-	-	
Gen/Civil Engineering			-	-	-	-	-	-	
Robotics			-	-	-	-	-	-	
Science Equipment			-	-	-	-	-	-	
Accessories			-	-	-	-	279	279	
ENDOWMENT	766,625	-	43,228	76,624	40,731	34,543	38,611	233,738	532,887
ASPEN ELEMENTARY	3,366,625	19,713	299,327	133,770	93,358	484,178	280,107	1,310,453	2,056,172



MEASURE I



TOTAL BOND EXPENDITURE SUMMARY
CAPITAL MODERNIZATION AND TECHNOLOGY ENDOWMENT

ALL SITES (A - Z): THRU 06/30/20

SITE NAME	BOND ALLOCATION	2014 - 2015	2015 - 2016	2016 - 2017	2017 - 2018	2018 - 2019	2019 - 2020	TOTAL EXPENDITURES	REMAINING BOND ALLOCATION
BANYAN ELEMENTARY									
CAPITAL									
0FCA Facility Condition Assessment - School Dude		-		5,516	-	-	-	5,516	
B00S DSA Closeout and Certification		-	500	-	-	-	-	500	
I00A Modernization General Professional Services		-	-	18,208	-	-	-	18,208	
I00B Parking Lot Striping		-	-	809	-	-	-	809	
IKEQ Kitchen Upgrade		203	9,620	736	5,948	768	-	17,276	
ITEQ Technology Equipment Upgrades		-	69,129	-	-	-	-	69,129	
ITIN Technology Infrastructure		19,906	134,758	833	-	-	-	155,497	
I03A Flooring		5,144	8,998	105,228	37,382	-	-	156,752	
I03B Asphalt		-	2,300	30,978	-	-	-	33,278	
I03C Modernization		-	-	11,134	-	13,877	2,652	27,663	
I03D Flooring DUPLICATE: USE I03A		-	-	4,450	14,567	-	-	19,017	
I03E Safety & Security		-	-	-	-	18,167	-	18,167	
0000 Program Management		287	18,342	(2,872)	7,919	10,313	10,995	44,985	
CAPITAL	2,600,000	25,541	243,646	175,021	65,817	43,125	13,647	566,797	2,033,203
ENDOWMENT									
Computers			30,486	-	-	2,055	2,767	35,308	
Tablets / Laptops			11,260	58,663	31,983	25,495	39,158	166,559	
Audio Visual			-	8,218	10,441	6,770	1,473	26,903	
Printers / Accessories			-	403	5,675	-	-	6,078	
Software			-	-	-	-	-	-	
Installation Services			-	2,680	6,920	1,051	5,950	16,601	
Charging Stations			9,112	8,850	5,475	3,003	-	26,439	
Miscellaneous			-	37	-	-	-	37	
Electrical Engineering			-	-	-	-	-	-	
Gen/Civil Engineering			-	-	-	-	-	-	
Robotics			-	-	-	-	-	-	
Science Equipment			-	-	-	-	-	-	
Accessories			-	-	-	-	693	693	
ENDOWMENT	893,717	-	50,858	78,851	60,494	38,374	50,041	278,619	615,098
BANYAN ELEMENTARY	3,493,717	51,082	487,292	350,042	131,633	86,250	27,294	1,133,594	2,033,203



MEASURE I



TOTAL BOND EXPENDITURE SUMMARY
CAPITAL MODERNIZATION AND TECHNOLOGY ENDOWMENT

ALL SITES (A - Z): THRU 06/30/20

SITE NAME	BOND ALLOCATION	2014 - 2015	2015 - 2016	2016 - 2017	2017 - 2018	2018 - 2019	2019 - 2020	TOTAL EXPENDITURES	REMAINING BOND ALLOCATION
CENTURY ACADEMY									
CAPITAL									
0000 -		-	-	-	24,470	-	-	24,470	
ITEQ Technology Equipment Upgrades		-	12,514	-	-	-	-	12,514	
I24A Technology Infrastructure: Not part of ITIN		-	-	660	-	-	-	660	
I24B Modernization		-	-	-	-	20,289	721,441	741,730	
0000 Program Management		111	7,062	(1,106)	3,049	3,971	4,233	17,320	
CAPITAL	1,000,000	111	19,576	(446)	27,519	24,259	725,675	796,694	203,306
ENDOWMENT									
Computers		-	-	3,832	-	-	-	3,832	
Tablets / Laptops		-	-	29,217	43,243	12,000	6,655	91,116	
Audio Visual		-	-	1,387	2,325	-	4,370	8,082	
Printers / Accessories		-	-	1,203	3,260	-	-	4,463	
Software		-	-	-	-	-	-	-	
Installation Services		-	-	-	-	-	-	-	
Charging Stations		-	-	452	1,481	-	524	2,457	
Miscellaneous		-	-	-	-	-	-	-	
Electrical Engineering		-	-	-	-	-	-	-	
Gen/Civil Engineering		-	-	-	-	-	-	-	
Robotics		-	-	-	-	-	-	-	
Science Equipment		-	-	-	-	-	323	323	
Accessories		-	-	-	-	-	157	157	
ENDOWMENT	262,000	-	-	36,091	50,310	12,000	12,030	110,430	151,570
CENTURY ACADEMY	1,262,000	111	19,576	35,645	77,829	36,259	737,705	907,125	354,875



MEASURE I



TOTAL BOND EXPENDITURE SUMMARY
CAPITAL MODERNIZATION AND TECHNOLOGY ENDOWMENT

ALL SITES (A - Z): THRU 06/30/20

SITE NAME	BOND ALLOCATION	2014 - 2015	2015 - 2016	2016 - 2017	2017 - 2018	2018 - 2019	2019 - 2020	TOTAL EXPENDITURES	REMAINING BOND ALLOCATION
COLINA MIDDLE									
CAPITAL									
0FCA Facility Condition Assessment - School Dude				5,516	-	-	-	5,516	
B00S DSA Closeout and Certification			1,035	42,254	22,424	17,163	1,320	84,196	
I00A Modernization General Professional Services			790	20,708	-	-	-	21,498	
I00B Parking Lot Striping				2,159	-	-	-	2,159	
IKEQ Kitchen Upgrade		203	15,768	8,312	4,548	8,370	-	37,202	
ITEQ Technology Equipment Upgrades			84,464	-	-	-	-	84,464	
I04A HVAC			23,034	-	32,820	-	-	55,854	
I04B Flooring			26,158	15,539	8,127	60,956	-	110,781	
I04C Roofing			3,238	-	-	-	-	3,238	
I04D Locker Room Facilities - Renovation and Upgrade			4,443	74,949	-	-	-	79,392	
I04E Asphalt			10,600	2,250	-	-	-	12,850	
I04F Safety & Security			2,417	4,810	-	-	-	7,227	
I04G Modernization				14,134	12,789	139,365	148,637	314,926	
I04H Flooring Gym USE I04B				-	30,580	-	-	30,580	
I04I Modular Removal				-	-	12,655	-	12,655	
0000 Program Management		830	52,966	(8,293)	22,869	29,781	31,751	129,904	
CAPITAL	7,500,000	1,033	224,913	182,339	134,157	268,290	181,709	992,440	6,507,560
ENDOWMENT									
Computers			83,352	14,764	24,841	12,528	3,958	139,442	
Tablets / Laptops			3,688	135,957	79,124	78,617	79,312	376,698	
Audio Visual			11,267	11,025	14,424	4,566	4,391	45,673	
Printers / Accessories			1,700	7,059	686	962	714	11,121	
Software			3,995	990	-	-	-	4,985	
Installation Services			-	-	-	-	-	-	
Charging Stations			4,483	20,693	3,042	4,952	5,088	38,257	
Miscellaneous			-	1,032	304	-	-	1,336	
Electrical Engineering			-	-	-	-	-	-	
Gen/Civil Engineering			-	-	-	-	-	-	
Robotics			-	-	-	-	-	-	
Science Equipment			-	-	-	-	-	-	
Accessories			-	-	-	-	-	-	
ENDOWMENT	2,017,670	-	108,484	191,520	122,421	101,625	93,462	617,512	1,400,158
COLINA MIDDLE	9,517,670	1,033	333,397	373,858	256,578	369,916	275,170	1,609,952	7,907,718



MEASURE I



TOTAL BOND EXPENDITURE SUMMARY
CAPITAL MODERNIZATION AND TECHNOLOGY ENDOWMENT

ALL SITES (A - Z): THRU 06/30/20

SITE NAME	BOND ALLOCATION	2014 - 2015	2015 - 2016	2016 - 2017	2017 - 2018	2018 - 2019	2019 - 2020	TOTAL EXPENDITURES	REMAINING BOND ALLOCATION
CONEJO ELEMENTARY									
CAPITAL									
0FCA Facility Condition Assessment - School Dude				5,516	-	-	-	5,516	
B00S DSA Closeout and Certification			150	16,353	-	-	-	16,503	
I00A Modernization General Professional Services			1,305	18,208	-	-	-	19,513	
I00B Parking Lot Striping				909	-	-	-	909	
IKEQ Kitchen Upgrade				300	7,447	768	-	8,515	
ITEQ Technology Equipment Upgrades			18,649	-	31,419	-	-	50,068	
ITIN Technology Infrastructure			28,333	223,245	-	-	-	251,578	
I05A Safety & Security		858	25,671	-	4,900	37,304	-	68,733	
I05B Asphalt			34,645	4,150	8,000	-	-	46,795	
I05C Flooring		7,247	25,904	50,065	2,525	86,755	-	172,496	
I05D NFL Building Demo			915	-	-	20,493	-	21,408	
I05E Modernization				11,134	1,193	78,483	97,420	188,231	
I05H Playground Equipment/ADA				-	-	356,176	-	356,176	
0000 Program Management		287	18,342	(2,872)	7,919	10,313	10,995	44,985	
CAPITAL	2,600,000	8,392	153,914	327,009	63,402	590,293	108,415	1,251,426	1,348,574
ENDOWMENT									
Computers			11,838	3,302	13,525	-	4,612	33,277	
Tablets / Laptops			25,227	74,328	20,222	16,254	20,917	156,948	
Audio Visual			-	3,415	2,637	15,646	883	22,581	
Printers / Accessories			-	1,020	-	-	-	1,020	
Software			-	-	-	-	-	-	
Installation Services			-	-	-	-	-	-	
Charging Stations			3,892	1,190	2,134	-	-	7,216	
Miscellaneous			-	-	217	-	-	217	
Electrical Engineering			-	-	-	-	-	-	
Gen/Civil Engineering			-	-	-	-	-	-	
Robotics			-	-	-	-	-	-	
Science Equipment			-	-	-	-	-	-	
Accessories			-	-	-	-	101	101	
ENDOWMENT	735,778	-	40,957	83,255	38,735	31,900	26,513	221,360	514,418
CONEJO ELEMENTARY	3,335,778	8,392	194,872	410,263	102,138	622,193	134,928	1,472,786	1,862,992



MEASURE I



TOTAL BOND EXPENDITURE SUMMARY
CAPITAL MODERNIZATION AND TECHNOLOGY ENDOWMENT

ALL SITES (A - Z): THRU 06/30/20

SITE NAME	BOND ALLOCATION	2014 - 2015	2015 - 2016	2016 - 2017	2017 - 2018	2018 - 2019	2019 - 2020	TOTAL EXPENDITURES	REMAINING BOND ALLOCATION
CONEJO VALLEY HIGH									
CAPITAL									
0FCA Facility Condition Assessment - School Dude		-	-	5,516	-	-	-	5,516	
B00S DSA Closeout and Certification		-	-	-	-	-	7,621	7,621	
I00A Modernization General Professional Services		-	1,900	18,208	-	-	-	20,108	
I00G Modernization DO		-	-	5,086	-	-	-	5,086	
IKEQ Kitchen Upgrade		-	-	-	-	2,371	-	2,371	
ITEQ Technology Equipment Upgrades		-	4,290	-	-	-	-	4,290	
I06A Relocation		-	-	106,845	1,138,972	17,515	-	1,263,332	
I06B Site Improvements		-	-	-	26,254	38,639	32,461	97,354	
0000 Program Management		221	14,124	(2,211)	6,098	7,942	8,467	34,641	
CAPITAL	2,000,000	221	20,314	133,444	1,171,324	66,467	48,549	1,440,319	559,681
ENDOWMENT									
Computers		-	-	15,470	-	-	-	15,470	
Tablets / Laptops		-	25,000	5,666	-	9,038	10,786	50,490	
Audio Visual		-	-	-	-	-	-	-	
Printers / Accessories		-	-	725	864	1,691	-	3,280	
Software		-	-	-	-	-	-	-	
Installation Services		-	-	-	-	-	723	723	
Charging Stations		-	-	1,543	732	1,179	86	3,540	
Miscellaneous		-	-	-	-	-	-	-	
Electrical Engineering		-	-	-	-	-	-	-	
Gen/Civil Engineering		-	-	-	-	-	-	-	
Robotics		-	-	-	-	-	-	-	
Science Equipment		-	-	-	-	-	-	-	
Accessories		-	-	-	-	6	-	6	
ENDOWMENT	250,000	-	25,000	23,404	1,596	11,914	11,596	73,510	176,490
CONEJO VALLEY HIGH	2,250,000	221	45,314	156,849	1,172,920	78,381	60,145	1,513,829	736,171



MEASURE I



TOTAL BOND EXPENDITURE SUMMARY
CAPITAL MODERNIZATION AND TECHNOLOGY ENDOWMENT

ALL SITES (A - Z): THRU 06/30/20

SITE NAME	BOND ALLOCATION	2014 - 2015	2015 - 2016	2016 - 2017	2017 - 2018	2018 - 2019	2019 - 2020	TOTAL EXPENDITURES	REMAINING BOND ALLOCATION
CYPRESS ELEMENTARY									
CAPITAL									
0FCA Facility Condition Assessment - School Dude				5,516	-	-	-	5,516	
B00S DSA Closeout and Certification				48	-	-	-	48	
I00A Modernization General Professional Services				18,208	-	-	-	18,208	
I00B Parking Lot Striping				809	-	-	-	809	
IKEQ Kitchen Upgrade				-	-	3,111	-	3,111	
ITEQ Technology Equipment Upgrades			73,062	-	-	-	-	73,062	
ITIN Technology Infrastructure			90,652	127,190	-	-	-	217,842	
I07A Asphalt				13,778	-	-	-	13,778	
I07B Modernization				11,134	838	11,900	2,850	26,723	
I07C Roofing				500	31,770	406,925	-	439,195	
I07E Modular Removal				-	16,785	-	-	16,785	
I07F HVAC				-	890	366,190	5,576	372,656	
I07G Plumbing / Irrigation				-	-	-	32,135	32,135	
I07H Safety & Security				-	343	27,482	-	27,825	
0000 Program Management		287	18,342	(2,872)	7,919	10,313	10,995	44,985	
CAPITAL	2,600,000	287	182,057	174,311	58,546	825,920	51,557	1,292,678	1,307,322
ENDOWMENT									
Computers			29,786	8,378	4,508	3,183	-	45,856	
Tablets / Laptops			5,237	12,836	33,066	21,854	30,781	103,774	
Audio Visual			-	29,154	-	-	-	29,154	
Printers / Accessories			493	1,193	999	831	-	3,517	
Software			-	-	-	-	-	-	
Installation Services			-	3,240	6,488	1,121	-	10,848	
Charging Stations			-	4,630	3,057	6,006	-	13,693	
Miscellaneous			-	37	-	-	-	37	
Electrical Engineering			-	-	-	-	-	-	
Gen/Civil Engineering			-	-	-	-	-	-	
Robotics			-	-	-	-	-	-	
Science Equipment			-	-	-	-	-	-	
Accessories			-	-	-	751	558	1,308	
ENDOWMENT	701,925	-	35,517	59,469	48,117	33,746	31,339	208,187	493,738
CYPRESS ELEMENTARY	3,301,925	287	217,573	233,780	106,663	859,666	82,896	1,500,865	1,801,060



MEASURE I



TOTAL BOND EXPENDITURE SUMMARY
CAPITAL MODERNIZATION AND TECHNOLOGY ENDOWMENT

ALL SITES (A - Z): THRU 06/30/20

SITE NAME	BOND ALLOCATION	2014 - 2015	2015 - 2016	2016 - 2017	2017 - 2018	2018 - 2019	2019 - 2020	TOTAL EXPENDITURES	REMAINING BOND ALLOCATION
EARTHS MAGNET									
CAPITAL									
0FCA Facility Condition Assessment - School Dude		-	-	5,516	-	-	-	5,516	
I00A Modernization General Professional Services		-	1,900	18,208	-	-	-	20,108	
I00B Parking Lot Striping		-	-	1,559	-	-	-	1,559	
IKEQ Kitchen Upgrade		-	3,184	2,461	7,694	768	-	14,107	
ITEQ Technology Equipment Upgrades		-	85,204	-	-	-	-	85,204	
ITIN Technology Infrastructure		11,651	79,731	1,057	-	-	-	92,439	
I13A Roofing		-	9,663	-	-	-	-	9,663	
I13B Asphalt		-	-	7,230	-	-	-	7,230	
I13C Modernization		-	-	11,134	-	17	-	11,151	
I13D Plumbing / Irrigation		-	-	10,949	-	14,838	-	25,787	
I13F Flooring		-	-	-	635	18,863	-	19,498	
I13H Safety & Security		-	-	-	-	7,010	-	7,010	
I13I New Classroom Building		-	-	-	-	5,096	217,614	222,710	
0000 Program Management		287	18,342	(2,872)	7,919	10,313	10,995	44,985	
CAPITAL	2,600,000	11,939	198,023	55,242	16,248	56,906	228,609	566,967	2,033,033
ENDOWMENT									
Computers			21,797	-	4,161	4,464	7,379	37,801	
Tablets / Laptops			17,201	69,530	48,465	37,091	41,588	213,875	
Audio Visual			7,669	18,518	7,671	3,053	1,413	38,324	
Printers / Accessories			-	-	819	3,546	516	4,881	
Software			-	-	6,055	-	-	6,055	
Installation Services			-	12,470	6,585	341	1,200	20,596	
Charging Stations			4,225	2,347	130	2,945	2,799	12,446	
Miscellaneous			-	37	-	-	-	37	
Electrical Engineering			-	-	-	-	-	-	
Gen/Civil Engineering			-	-	-	-	-	-	
Robotics			-	-	-	-	-	-	
Science Equipment			-	-	-	-	-	-	
Accessories			-	-	-	-	138	138	
ENDOWMENT	1,077,445	-	50,892	102,903	73,886	51,440	55,033	334,154	743,291
EARTHS MAGNET	3,677,445	11,939	248,915	158,145	90,134	108,346	283,642	901,121	2,776,324



MEASURE I



TOTAL BOND EXPENDITURE SUMMARY
CAPITAL MODERNIZATION AND TECHNOLOGY ENDOWMENT

ALL SITES (A - Z): THRU 06/30/20

SITE NAME	BOND ALLOCATION	2014 - 2015	2015 - 2016	2016 - 2017	2017 - 2018	2018 - 2019	2019 - 2020	TOTAL EXPENDITURES	REMAINING BOND ALLOCATION
GLENWOOD ELEMENTARY									
CAPITAL									
0FCA Facility Condition Assessment - School Dude		-	-	5,516	-	-	-	5,516	
B00S DSA Closeout and Certification		-	538	254	526	-	-	1,318	
I00A Modernization General Professional Services		-	-	18,208	-	-	-	18,208	
I00B Parking Lot Striping		-	-	1,559	-	-	-	1,559	
IKEQ Kitchen Upgrade	203	10,778	4,402	11,310	768	-	-	27,461	
ITEQ Technology Equipment Upgrades	-	14,253	-	28,426	-	-	-	42,679	
ITIN Technology Infrastructure	-	26,130	175,317	-	-	-	-	201,447	
I08A Flooring	6,218	8,281	-	4,240	-	-	-	18,739	
I08B Electronic Marquee	-	5,000	-	-	-	-	-	5,000	
I08C Site Improvements	-	4,900	-	-	-	-	-	4,900	
I08D Asphalt	-	-	21,791	-	-	-	-	21,791	
I08E Modernization	-	-	11,134	89,026	428,321	450	-	528,932	
I08F Classroom Renovations	-	-	-	51,599	3,997	-	-	55,597	
I08G Safety & Security	-	-	-	-	50,825	-	-	50,825	
0000 Program Management	287	18,342	(2,872)	7,919	10,313	10,995	-	44,985	
CAPITAL	2,600,000	6,709	88,221	235,309	193,046	494,225	11,445	1,028,956	1,571,044
ENDOWMENT									
Computers			26,571	3,981	33,866	30,050	-	94,468	
Tablets / Laptops			-	58,252	1,484	-	19,630	79,366	
Audio Visual		8,646	-	5,418	316	8,738	-	23,119	
Printers / Accessories		411	-	-	-	-	-	411	
Software		-	-	-	-	-	-	-	
Installation Services		-	5,075	-	-	-	-	5,075	
Charging Stations		-	6,857	(0)	-	-	-	6,857	
Miscellaneous		-	-	67	-	-	-	67	
Electrical Engineering		-	-	-	-	-	-	-	
Gen/Civil Engineering		-	-	-	-	-	-	-	
Robotics		-	-	-	-	-	-	-	
Science Equipment		-	-	-	-	-	-	-	
Accessories		-	-	-	-	21	-	21	
ENDOWMENT	696,237	-	35,628	74,164	40,836	30,388	28,368	209,384	486,853
GLENWOOD ELEMENTARY	3,296,237	6,709	123,849	309,473	233,882	524,613	39,813	1,238,340	2,057,897



MEASURE I



TOTAL BOND EXPENDITURE SUMMARY
CAPITAL MODERNIZATION AND TECHNOLOGY ENDOWMENT

ALL SITES (A - Z): THRU 06/30/20

SITE NAME	BOND ALLOCATION	2014 - 2015	2015 - 2016	2016 - 2017	2017 - 2018	2018 - 2019	2019 - 2020	TOTAL EXPENDITURES	REMAINING BOND ALLOCATION
HORIZON HILLS									
CAPITAL									
0FCA Facility Condition Assessment - School Dude		-	-	5,516	-	-	-	5,516	
B00S DSA Closeout and Certification		-	1,823	15,673	-	-	-	17,496	
I00A Modernization General Professional Services		-	694	18,208	-	-	-	18,902	
I09A Asphalt		-	45,728	-	-	1,150	-	46,878	
I09B Furniture		-	4,260	-	-	-	-	4,260	
I09C Gutter R/R		-	7,450	-	-	-	-	7,450	
I09D Modernization		-	-	17,126	2,200	32,363	112,876	164,566	
I09E Fire Alarm System Upgrade		-	-	54,406	6,864	-	1,845	63,114	
I09F Renovations & HVAC		-	-	2,550	193,656	-	-	196,206	
0000 Program Management		287	18,342	(2,872)	7,919	10,313	10,995	44,985	
CAPITAL	2,600,000	287	78,297	110,608	210,639	43,826	125,716	569,374	2,030,626
ENDOWMENT	-	-	-	-	-	-	-	-	-
ENDOWMENT	-	-	-	-	-	-	-	-	-
HORIZON HILLS	2,600,000	287	78,297	110,608	210,639	43,826	125,716	569,374	2,030,626



MEASURE I



TOTAL BOND EXPENDITURE SUMMARY
CAPITAL MODERNIZATION AND TECHNOLOGY ENDOWMENT

ALL SITES (A - Z): THRU 06/30/20

SITE NAME	BOND ALLOCATION	2014 - 2015	2015 - 2016	2016 - 2017	2017 - 2018	2018 - 2019	2019 - 2020	TOTAL EXPENDITURES	REMAINING BOND ALLOCATION
LADERA STARS ACADEMY									
CAPITAL									
0FCA Facility Condition Assessment - School Dude		-	-	5,516	-	-	-	5,516	
I00A Modernization General Professional Services		-	2,287	18,208	-	-	-	20,495	
IKEQ Kitchen Upgrade		-	3,184	736	3,600	768	-	8,289	
ITEQ Technology Equipment Upgrades		-	68,576	-	-	-	-	68,576	
ITIN Technology Infrastructure		19,374	133,965	3,303	-	322	-	156,965	
I10A Asphalt		8,500	161,402	-	-	-	-	169,902	
I10B Flooring		-	1,703	30,902	-	-	-	32,605	
I10C Electronic Marquee		-	-	5,000	-	-	-	5,000	
I10D Modernization		-	-	11,134	53,077	441,102	-	505,312	
I10E Storm / Slope Renovation		-	-	11,615	32,533	-	-	44,148	
I10F HVAC		-	-	-	30,906	-	-	30,906	
I10G Painting		-	-	-	62,219	6,100	-	68,319	
I10J Playground Equipment/ADA		-	-	-	-	-	193,477	193,477	
0000 Program Management		287	18,342	(2,872)	7,919	10,313	10,995	44,985	
CAPITAL	2,600,000	28,162	389,460	83,543	190,254	458,605	204,472	1,354,495	1,245,505
ENDOWMENT									
Computers			6,688	12,132	10,519	-	-	29,339	
Tablets / Laptops			15,233	47,630	2,133	2,785	31,500	99,280	
Audio Visual			7,024	1,029	7,748	12,668	-	28,469	
Printers / Accessories			-	-	820	2,443	-	3,263	
Software			-	-	-	-	-	-	
Installation Services			-	4,600	9,283	1,835	8,000	23,717	
Charging Stations			2,817	4,872	-	-	-	7,688	
Miscellaneous			-	37	-	-	-	37	
Electrical Engineering			-	-	-	-	-	-	
Gen/Civil Engineering			-	-	-	-	-	-	
Robotics			-	-	-	-	-	-	
Science Equipment			-	-	-	-	-	-	
Accessories			-	-	-	1,420	-	1,420	
ENDOWMENT	599,765	-	31,762	70,300	30,503	21,150	39,500	193,214	406,551
LADERA STARS ACADEMY	3,199,765	28,162	421,221	153,843	220,757	479,755	243,972	1,547,709	1,652,056



MEASURE I



TOTAL BOND EXPENDITURE SUMMARY
CAPITAL MODERNIZATION AND TECHNOLOGY ENDOWMENT

ALL SITES (A - Z): THRU 06/30/20

SITE NAME	BOND ALLOCATION	2014 - 2015	2015 - 2016	2016 - 2017	2017 - 2018	2018 - 2019	2019 - 2020	TOTAL EXPENDITURES	REMAINING BOND ALLOCATION
LANG RANCH ELEMENTARY									
CAPITAL									
0FCA Facility Condition Assessment - School Dude		-	-	5,516	-	-	-	5,516	
B00S DSA Closeout and Certification		-	772	5,713	3,800	-	-	10,285	
I00A Modernization General Professional Services		-	1,950	18,766	-	-	-	20,716	
IKEQ Kitchen Upgrade		-	-	-	2,820	5,766	-	8,586	
ITEQ Technology Equipment Upgrades		-	82,032	-	-	-	-	82,032	
ITIN Technology Infrastructure		9,333	56,857	1,893	-	-	-	68,082	
I31A Asphalt		-	11,785	-	-	-	790	12,575	
I31B Flooring		5,877	11,811	-	-	-	-	17,688	
I31C Safety & Security		-	4,880	-	-	9,135	16,580	30,595	
I31D Site Improvements		-	5,565	1,590	-	20,190	-	27,345	
I31E Playground Equipment/ADA		-	-	96,229	-	-	-	96,229	
I31F Modernization		-	-	11,134	18	-	-	11,152	
0000 Program Management		144	9,220	(1,444)	3,981	5,184	5,527	22,613	
CAPITAL	1,300,000	15,354	184,873	139,398	10,619	40,275	22,897	413,415	886,585
ENDOWMENT									
Computers			66,599	8,417	67,625	-	2,767	145,409	
Tablets / Laptops			5,084	62,915	35,025	5,851	61,318	170,193	
Audio Visual			281	14,119	58,306	-	2,390	75,096	
Printers / Accessories			-	-	-	-	948	948	
Software			-	-	-	-	-	-	
Installation Services			-	4,624	12,876	-	-	17,500	
Charging Stations			1,806	-	-	-	-	1,806	
Miscellaneous			-	37	-	-	-	37	
Electrical Engineering			-	-	-	-	-	-	
Gen/Civil Engineering			-	-	-	-	-	-	
Robotics			-	-	-	-	-	-	
Science Equipment			-	-	-	-	-	-	
Accessories			-	-	-	-	2,186	2,186	
ENDOWMENT	1,260,456	-	73,770	90,113	173,832	5,851	69,609	413,175	847,281
LANG RANCH ELEMENTARY	2,560,456	15,354	258,642	229,511	184,451	46,126	92,506	826,589	1,733,867



MEASURE I



TOTAL BOND EXPENDITURE SUMMARY
CAPITAL MODERNIZATION AND TECHNOLOGY ENDOWMENT

ALL SITES (A - Z): THRU 06/30/20

SITE NAME	BOND ALLOCATION	2014 - 2015	2015 - 2016	2016 - 2017	2017 - 2018	2018 - 2019	2019 - 2020	TOTAL EXPENDITURES	REMAINING BOND ALLOCATION
LOS CERRITOS MIDDLE									
CAPITAL									
0FCA Facility Condition Assessment - School Dude		-	-	5,516	-	-	-	5,516	
B00S DSA Closeout and Certification		-	660	528	-	-	-	1,188	
I00A Modernization General Professional Services		-	4,811	18,208	-	-	-	23,019	
IKEQ Kitchen Upgrade		-	13,566	40,992	116,678	8,082	-	179,317	
ITEQ Technology Equipment Upgrades		-	76,179	3,935	-	-	-	80,115	
I11A Asphalt		-	7,728	2,954	-	-	-	10,682	
I11B Flooring	6,853	15,278	9,599	14,469	33,800	-	-	79,998	
I11C HVAC - PE Offices	-	23,284	-	-	-	-	-	23,284	
I11D Locker Room Facilities - Renovation and Upgrade	-	7,054	77,589	68	-	-	-	84,711	
I11E Playground Equipment/ADA	-	-	-	-	-	2,500	-	2,500	
I11F Modernization	-	-	14,134	8,768	91,764	124,191	-	238,858	
I11G HVAC	-	-	680,917	2,482,215	249,855	296,192	-	3,709,178	
I11I Safety & Security	-	-	-	-	6,672	37,713	-	44,385	
0000 Program Management	830	52,966	(8,293)	22,869	29,781	31,751	-	129,904	
CAPITAL	7,500,000	7,682	201,526	846,079	2,645,065	422,455	489,847	4,612,654	2,887,346
ENDOWMENT									
Computers			62,109	8,450	-	-	11,068	81,628	
Tablets / Laptops			-	160,984	82,274	82,545	57,273	383,076	
Audio Visual		6,386	9,582	6,566	499	20,662	-	43,695	
Printers / Accessories		14,119	4,456	-	-	-	-	18,575	
Software		-	-	-	-	-	-	-	
Installation Services		16,413	3,500	2,475	-	279	-	22,667	
Charging Stations		-	18,225	10,698	11,556	-	-	40,480	
Miscellaneous		-	-	-	-	-	-	-	
Electrical Engineering		-	-	-	-	-	-	-	
Gen/Civil Engineering		-	-	-	-	-	-	-	
Robotics		-	-	-	-	-	-	-	
Science Equipment		-	-	-	-	-	-	-	
Accessories		-	-	-	-	-	854	854	
ENDOWMENT	1,865,513	-	99,027	205,198	102,013	94,600	90,135	590,973	1,274,540
LOS CERRITOS MIDDLE	9,365,513	15,364	403,053	1,692,157	5,290,130	844,910	979,693	9,225,308	2,887,346



MEASURE I



TOTAL BOND EXPENDITURE SUMMARY
CAPITAL MODERNIZATION AND TECHNOLOGY ENDOWMENT

ALL SITES (A - Z): THRU 06/30/20

SITE NAME	BOND ALLOCATION	2014 - 2015	2015 - 2016	2016 - 2017	2017 - 2018	2018 - 2019	2019 - 2020	TOTAL EXPENDITURES	REMAINING BOND ALLOCATION
MADRONA ELEMENTARY									
CAPITAL									
0FCA Facility Condition Assessment - School Dude		-	-	5,516	-	-	-	5,516	
B00S DSA Closeout and Certification		-	93	20,394	-	-	-	20,486	
I00A Modernization General Professional Services		-	4,509	18,208	-	-	-	22,717	
I00B Parking Lot Striping		-	-	1,859	-	-	-	1,859	
IKEQ Kitchen Upgrade		203	8,752	6,206	2,929	768	-	18,859	
ITEQ Technology Equipment Upgrades		-	75,152	-	-	-	-	75,152	
ITIN Technology Infrastructure		-	28,442	233,256	-	-	-	261,698	
I12A Safety & Security		-	25,276	-	-	1,181	-	26,456	
I12B Storm Drain Renovation		-	22,322	-	-	-	-	22,322	
I12C Flooring		-	1,903	61,479	475	10,430	-	74,287	
I12D Modernization		-	-	11,134	28,896	242,082	102	282,214	
I12E Playground Equipment/ADA		-	-	-	-	256,012	-	256,012	
0000 Program Management		287	18,342	(2,872)	7,919	10,313	10,995	44,985	
CAPITAL	2,600,000	491	184,789	355,180	40,220	520,787	11,097	1,112,564	1,487,436
ENDOWMENT									
Computers			15,058	17,226	1,023	-	-	33,308	
Tablets / Laptops			15,744	38,434	36,918	35,881	17,192	144,168	
Audio Visual			17,108	9,114	16,208	2,617	18,348	63,394	
Printers / Accessories			-	2,481	1,230	2,713	179	6,603	
Software			-	-	-	-	-	-	
Installation Services			4,379	4,650	7,451	-	-	16,480	
Charging Stations			903	2,677	2,299	-	-	5,879	
Miscellaneous			-	37	105	-	-	142	
Electrical Engineering			-	-	-	-	-	-	
Gen/Civil Engineering			-	-	-	-	-	-	
Robotics			-	-	-	-	-	-	
Science Equipment			-	-	-	-	-	-	
Accessories			-	-	-	314	-	314	
ENDOWMENT	887,485	-	53,192	74,620	65,234	41,524	35,718	270,288	617,197
MADRONA ELEMENTARY	3,487,485	491	237,981	429,800	105,454	562,311	46,815	1,382,852	2,104,633



MEASURE I



TOTAL BOND EXPENDITURE SUMMARY
CAPITAL MODERNIZATION AND TECHNOLOGY ENDOWMENT

ALL SITES (A - Z): THRU 06/30/20

SITE NAME	BOND ALLOCATION	2014 - 2015	2015 - 2016	2016 - 2017	2017 - 2018	2018 - 2019	2019 - 2020	TOTAL EXPENDITURES	REMAINING BOND ALLOCATION
MAPLE ELEMENTARY									
CAPITAL									
0FCA Facility Condition Assessment - School Dude		-	-	5,516	-	-	-	5,516	
I00A Modernization General Professional Services		-	-	18,208	-	-	-	18,208	
I00B Parking Lot Striping		-	-	1,259	-	-	-	1,259	
IKEQ Kitchen Upgrade	203	9,620	1,472	3,013	768	-	-	15,077	
ITEQ Technology Equipment Upgrades		-	67,673	-	-	-	-	67,673	
ITIN Technology Infrastructure	16,340	93,078	(1,418)	-	-	-	-	107,999	
I14A Safety & Security		-	16,542	-	-	58,043	-	74,585	
I14C Modernization		-	-	11,134	144	15,210	-	26,487	
I14D Flooring		-	-	-	1,415	16,071	-	17,486	
I14F Playground Equipment/ADA		-	-	-	-	685	506,604	507,289	
0000 Program Management	287	18,342	(2,872)	7,919	10,313	10,995	-	44,985	
CAPITAL	2,600,000	16,830	205,255	33,299	12,491	101,090	517,599	886,564	1,713,436
ENDOWMENT									
Computers			20,435	38,138	-	-	-	58,572	
Tablets / Laptops			-	32,041	31,958	650	28,043	92,692	
Audio Visual			3,096	-	-	14,991	-	18,087	
Printers / Accessories			-	-	-	1,767	-	1,767	
Software			-	-	-	-	-	-	
Installation Services			-	1,100	-	1,023	3,600	5,723	
Charging Stations			2,989	2,989	4,124	-	-	10,101	
Miscellaneous			-	-	-	-	-	-	
Electrical Engineering			-	-	-	-	-	-	
Gen/Civil Engineering			-	-	-	-	-	-	
Robotics			-	-	-	-	-	-	
Science Equipment			-	-	-	-	-	-	
Accessories			-	-	-	191	579	770	
ENDOWMENT	633,524	-	26,519	74,267	36,082	18,623	32,222	187,714	445,810
MAPLE ELEMENTARY	3,233,524	16,830	231,774	107,567	48,573	119,713	549,821	1,074,278	2,159,246




MEASURE I



TOTAL BOND EXPENDITURE SUMMARY
CAPITAL MODERNIZATION AND TECHNOLOGY ENDOWMENT

ALL SITES (A - Z): THRU 06/30/20

SITE NAME	BOND ALLOCATION	2014 - 2015	2015 - 2016	2016 - 2017	2017 - 2018	2018 - 2019	2019 - 2020	TOTAL EXPENDITURES	REMAINING BOND ALLOCATION
MEADOWS - MATES CHARTER									
CAPITAL									
0FCA Facility Condition Assessment - School Dude		-	-	5,516	-	-	-	5,516	
I00A Modernization General Professional Services		-	-	18,208	-	-	-	18,208	
I00B Parking Lot Striping		-	-	759	-	-	-	759	
IKEQ Kitchen Upgrade		-	91	2,647	-	-	6,105	8,844	
I15A Roofing		19,573	857,270	-	-	-	-	876,843	
I15B Asphalt		-	-	46,439	-	-	-	46,439	
I15C Modernization		-	-	5,086	-	2,000	36,148	43,234	
I15D Safety & Security		-	-	-	4,640	8,000	-	12,640	
0000 Program Management		144	9,220	(1,444)	3,981	5,184	5,527	22,613	
CAPITAL	1,300,000	19,717	866,581	77,212	8,621	15,184	47,780	1,035,096	264,904
ENDOWMENT	-	-	-	-	-	-	-	-	-
ENDOWMENT	-	-	-	-	-	-	-	-	-
MEADOWS - MATES CHARTER	1,300,000	19,717	866,581	77,212	8,621	15,184	47,780	1,035,096	264,904



MEASURE I



TOTAL BOND EXPENDITURE SUMMARY
CAPITAL MODERNIZATION AND TECHNOLOGY ENDOWMENT

ALL SITES (A - Z): THRU 06/30/20

SITE NAME	BOND ALLOCATION	2014 - 2015	2015 - 2016	2016 - 2017	2017 - 2018	2018 - 2019	2019 - 2020	TOTAL EXPENDITURES	REMAINING BOND ALLOCATION
NEWBURY PARK HIGH									
CAPITAL									
OCEJ Energy Prop 39		-	625	46,697	61,381	-	-	108,703	
0FCA Facility Condition Assessment - School Dude		-	-	5,516	-	-	-	5,516	
B00S DSA Closeout and Certification		-	25	4,364	2,700	-	-	7,089	
I00A Modernization General Professional Services		-	-	18,208	-	-	-	18,208	
I00B Parking Lot Striping		-	-	3,559	-	-	-	3,559	
IKEQ Kitchen Upgrade	203	9,918	20,336	13,062	11,308	-	-	54,827	
ITEQ Technology Equipment Upgrades		-	160,618	3,114	385	-	-	164,116	
ITIN Technology Infrastructure		-	4,006	-	133	-	-	4,139	
056E Energy Lighting Retrofit		-	80,318	-	-	-	-	80,318	
I16A Flooring	300	63,946	9,454	-	-	-	-	73,700	
I16B Roofing	3,059	458,974	1,050	-	11,200	-	-	474,283	
I16C F Wing Renovations		-	35,670	-	-	-	-	35,670	
I16D Locker Room Facilities - Renovation and Upgrade		-	63,366	-	7,590	-	-	70,956	
I16E Asphalt		-	-	95,616	-	-	-	95,616	
I16F Pool Renovations		-	45,598	-	1,481,471	278,047	104,388	1,909,504	
I16G Exterior Lockers		-	-	7,136	-	-	-	7,136	
I16H Modernization		-	-	23,134	18	3,200	12,342	38,695	
I16I Flooring DUPLICATE: USE I16A		-	-	-	1,258	-	-	1,258	
I16J Athletic Facilities Upgrade		-	-	-	4,900	43,469	81,983	130,352	
I16K Fire Hydrant/Regulator Replacement		-	-	-	15,859	-	-	15,859	
I16L HVAC		-	-	-	40,288	1,382,460	46,025	1,468,773	
I16M Safety & Security		-	-	-	1,096	128,686	26,789	156,571	
I16O Painting		-	-	-	-	-	37,143	37,143	
0000 Program Management	1,934	123,489	(19,335)	53,318	69,435	74,027	302,868		
CAPITAL	17,500,000	5,497	1,046,553	218,848	1,683,459	1,927,804	382,699	5,264,859	12,235,141
ENDOWMENT									
Computers			233,018	93,634	19,831	40,058	16,751	403,293	
Tablets / Laptops			16,499	338,381	200,419	161,903	133,825	851,027	
Audio Visual			7,273	24,138	19,101	15,539	25,253	91,305	
Printers / Accessories			-	4,930	4,955	4,911	4,363	19,158	
Software			-	-	-	-	-	-	
Installation Services			-	-	-	-	-	-	
Charging Stations			10,911	40,727	25,196	18,018	12,012	106,864	
Miscellaneous			-	-	1,330	-	-	1,330	
Electrical Engineering			-	-	-	-	-	-	
Gen/Civil Engineering			-	-	-	-	-	-	
Robotics			-	-	-	-	-	-	
Science Equipment			-	-	-	-	-	-	
Accessories			-	-	-	1,753	12,776	14,529	
ENDOWMENT	4,918,058	-	267,701	501,810	270,832	242,182	204,980	1,487,506	3,430,552
NEWBURY PARK HIGH	22,418,058	5,497	1,314,255	720,658	1,954,291	2,169,986	587,679	6,752,365	15,665,693



MEASURE I



TOTAL BOND EXPENDITURE SUMMARY
CAPITAL MODERNIZATION AND TECHNOLOGY ENDOWMENT

ALL SITES (A - Z): THRU 06/30/20

SITE NAME	BOND ALLOCATION	2014 - 2015	2015 - 2016	2016 - 2017	2017 - 2018	2018 - 2019	2019 - 2020	TOTAL EXPENDITURES	REMAINING BOND ALLOCATION
PARK OAKS - BRIDGES CHARTER									
CAPITAL									
0FCA Facility Condition Assessment - School Dude		-	-	5,516	-	-	-	5,516	
B00S DSA Closeout and Certification		-	507	-	320	-	-	827	
I00A Modernization General Professional Services		-	-	18,208	-	-	-	18,208	
I00B Parking Lot Striping		-	-	709	-	-	-	709	
IKEQ Kitchen Upgrade		-	85,883	38,407	9,949	180,319	6,338	320,897	
I17A Flooring		5,324	280	-	-	-	-	5,604	
I17B Asphalt		-	-	845	-	-	-	845	
I17C Modernization		-	-	5,086	-	-	-	5,086	
I17E Kitchen Modernization		-	-	-	-	-	69,110	69,110	
0000 Program Management		144	9,220	(1,444)	3,981	5,184	5,527	22,613	
CAPITAL	1,300,000	5,468	95,890	67,328	14,250	185,503	80,975	449,414	850,586
ENDOWMENT	-	-	-	-	-	-	-	-	-
ENDOWMENT	-	-	-	-	-	-	-	-	-
PARK OAKS - BRIDGES CHARTER	1,300,000	5,468	95,890	67,328	14,250	185,503	80,975	449,414	850,586



MEASURE I



TOTAL BOND EXPENDITURE SUMMARY
CAPITAL MODERNIZATION AND TECHNOLOGY ENDOWMENT

ALL SITES (A - Z): THRU 06/30/20

SITE NAME	BOND ALLOCATION	2014 - 2015	2015 - 2016	2016 - 2017	2017 - 2018	2018 - 2019	2019 - 2020	TOTAL EXPENDITURES	REMAINING BOND ALLOCATION
REDWOOD MIDDLE									
CAPITAL									
ITEQ Technology Equipment Upgrades		-	80,115	-	-	-	-	80,115	
0FCA Facility Condition Assessment - School Dude		-	-	5,516	-	-	-	5,516	
B00S DSA Closeout and Certification		-	16,346	28,413	840	-	-	45,599	
I00A Modernization General Professional Services		-	6,488	18,208	-	-	-	24,696	
I00B Parking Lot Striping		-	-	1,759	-	-	-	1,759	
IKEQ Kitchen Upgrade	203	11,145	7,768	37,860	31,434	-	-	88,410	
I18A HVAC - PE Offices		-	23,034	-	-	-	-	23,034	
I18B Flooring		-	11,727	-	-	33,880	-	45,607	
I18C HVAC		-	540,052	346,025	-	-	-	886,076	
I18D Locker Room Facilities - Renovation and Upgrade		-	4,443	82,589	-	-	-	87,032	
I18E Asphalt		-	2,550	16,612	32,125	-	-	51,287	
I18F Modernization		-	-	14,134	2,478	428	168,443	185,483	
I18G Exterior Lockers		-	-	-	98,623	-	-	98,623	
I18H New STEAM Bldg		-	-	-	76,032	403,341	20,685	500,058	
I18I Safety & Security		-	-	-	-	15,060	69,455	84,515	
0000 Program Management		830	52,966	(8,293)	22,869	29,781	31,751	129,904	
CAPITAL	7,500,000	1,033	748,865	512,731	270,827	513,925	290,334	2,337,714	5,162,286
ENDOWMENT									
Computers			59,239	57,820	4,605	-	922	122,586	
Tablets / Laptops			-	82,927	39,776	54,938	67,336	244,978	
Audio Visual			31,390	21,149	35,343	12,406	5,065	105,353	
Printers / Accessories			-	4,132	247	1,002	790	6,172	
Software			-	-	-	-	-	-	
Installation Services			-	3,080	13,295	942	4,080	21,397	
Charging Stations			6,235	11,296	4,986	6,006	-	28,523	
Miscellaneous			-	37	42	-	-	79	
Electrical Engineering			-	-	-	-	-	-	
Gen/Civil Engineering			-	-	-	-	-	-	
Robotics			-	-	-	-	-	-	
Science Equipment			-	-	-	-	-	-	
Accessories			-	-	-	87	714	801	
ENDOWMENT	1,769,826	-	96,864	180,442	98,295	75,380	78,908	529,888	1,239,938
REDWOOD MIDDLE	9,269,826	1,033	845,729	693,173	369,121	589,305	369,241	2,867,602	6,402,224



MEASURE I



TOTAL BOND EXPENDITURE SUMMARY
CAPITAL MODERNIZATION AND TECHNOLOGY ENDOWMENT

ALL SITES (A - Z): THRU 06/30/20

SITE NAME	BOND ALLOCATION	2014 - 2015	2015 - 2016	2016 - 2017	2017 - 2018	2018 - 2019	2019 - 2020	TOTAL EXPENDITURES	REMAINING BOND ALLOCATION
SEQUOIA MIDDLE									
CAPITAL									
0CEJ Energy Prop 39		-	625	32,605	6,467	-	-	39,698	
0FCA Facility Condition Assessment - School Dude		-	-	5,516	-	-	-	5,516	
B00S DSA Closeout and Certification		-	-	-	1,800	-	-	1,800	
I00A Modernization General Professional Services		-	1,150	18,208	-	-	-	19,358	
I00B Parking Lot Striping		-	-	2,159	-	-	-	2,159	
IKEQ Kitchen Upgrade	203	28,809	67,744	3,518	6,757	-	-	107,032	
ITEQ Technology Equipment Upgrades		-	75,885	3,051	-	-	-	78,935	
I19A Safety & Security		-	23,833	46,609	-	122,698	96,524	289,664	
I19B Flooring		-	5,920	-	3,100	62,668	-	71,688	
I19C HVAC		-	22,964	14,700	8,905	165,166	50,808	262,543	
I19D Locker Room Facilities - Renovation and Upgrade		-	4,443	85,904	-	-	-	90,347	
I19E Locker Replacement		-	-	-	-	-	139,797	139,797	
I19F Modernization		-	-	14,134	18	-	161,839	175,991	
I19G Roofing		-	-	500	-	562,011	23,493	586,004	
0000 Program Management		830	52,966	(8,293)	22,869	29,781	31,751	129,904	
CAPITAL	7,500,000	1,033	216,594	282,838	46,677	949,081	504,212	2,000,435	5,499,565
ENDOWMENT									
Computers			88,811	25,602	14,564	29,604	3,689	162,269	
Tablets / Laptops			-	164,925	63,282	51,480	77,594	357,280	
Audio Visual			17,081	3,723	32,777	8,991	7,256	69,827	
Printers / Accessories			3,975	2,307	3,496	136	-	9,914	
Software			-	-	-	900	-	900	
Installation Services			2,793	3,000	8,264	601	5,270	19,928	
Charging Stations			3,118	23,057	7,427	3,536	-	37,137	
Miscellaneous			-	37	-	108	-	146	
Electrical Engineering			-	-	-	-	-	-	
Gen/Civil Engineering			-	-	-	-	-	-	
Robotics			-	-	-	-	-	-	
Science Equipment			-	-	-	-	-	-	
Accessories			-	-	-	-	1,001	1,001	
ENDOWMENT	2,233,036	-	115,776	222,650	129,810	95,356	94,810	658,402	1,574,634
SEQUOIA MIDDLE	9,733,036	1,033	332,371	505,488	176,487	1,044,437	599,021	2,658,838	7,074,198



MEASURE I



TOTAL BOND EXPENDITURE SUMMARY
CAPITAL MODERNIZATION AND TECHNOLOGY ENDOWMENT

ALL SITES (A - Z): THRU 06/30/20

SITE NAME	BOND ALLOCATION	2014 - 2015	2015 - 2016	2016 - 2017	2017 - 2018	2018 - 2019	2019 - 2020	TOTAL EXPENDITURES	REMAINING BOND ALLOCATION
SPECIAL EDUCATION									
CAPITAL	-	-	-	-	-	-	-	-	-
CAPITAL	-	-	-	-	-	-	-	-	-
ENDOWMENT									
Computers					15,671	-	-	15,671	
Tablets / Laptops					5,263	-	-	5,263	
Audio Visual					31,000	-	-	31,000	
Printers / Accessories					2,377	-	-	2,377	
Software					96	-	-	96	
Installation Services					6,173	-	-	6,173	
Charging Stations					-	-	-	-	
Miscellaneous					302	-	-	302	
Electrical Engineering					-	-	-	-	
Gen/Civil Engineering					-	-	-	-	
Robotics					-	-	-	-	
Science Equipment					-	-	-	-	
Accessories					-	-	-	-	
ENDOWMENT	61,371	-	-	-	60,881	-	-	60,881	490
SPECIAL EDUCATION	61,371	-	-	-	60,881	-	-	60,881	490




MEASURE I



TOTAL BOND EXPENDITURE SUMMARY
CAPITAL MODERNIZATION AND TECHNOLOGY ENDOWMENT

ALL SITES (A - Z): THRU 06/30/20

SITE NAME	BOND ALLOCATION	2014 - 2015	2015 - 2016	2016 - 2017	2017 - 2018	2018 - 2019	2019 - 2020	TOTAL EXPENDITURES	REMAINING BOND ALLOCATION
SYCAMORE CANYON									
CAPITAL									
0FCA Facility Condition Assessment - School Dude		-	-	5,516	-	-	-	5,516	
B00S DSA Closeout and Certification		-	55,376	86,212	590	-	-	142,178	
I00A Modernization General Professional Services		-	1,256	21,360	-	-	-	22,616	
I00B Parking Lot Striping		-	-	2,259	-	-	-	2,259	
IKEQ Kitchen Upgrade		-	-	180	-	5,607	-	5,787	
ITEQ Technology Equipment Upgrades		-	119,844	-	-	-	-	119,844	
ITIN Technology Infrastructure		-	70,400	116,455	-	-	-	186,855	
I32A Locker Room Facilities - Renovation and Upgrade		-	4,443	1,329	31,441	-	-	37,213	
I32B Roofing		-	102,538	74,319	-	-	-	176,857	
I32C Modernization		-	-	14,134	13,672	-	-	27,806	
I32D Flooring		-	-	13,031	2,535	40,112	-	55,678	
I32E Safety & Security		-	-	-	-	11,743	44,517	56,260	
0000 Program Management		144	9,220	(1,444)	3,981	5,184	5,527	22,613	
CAPITAL	1,300,000	144	363,077	333,352	52,219	62,647	50,044	861,483	438,517
ENDOWMENT									
Computers			51,901	-	-	-	-	51,901	
Tablets / Laptops			90,976	236,168	108,617	96,693	104,687	637,142	
Audio Visual			6,618	5,157	15,325	1,115	1,737	29,951	
Printers / Accessories			-	4,163	3,374	8,955	5,513	22,006	
Software			-	-	-	-	-	-	
Installation Services			-	-	-	-	-	-	
Charging Stations			-	12,158	7,516	6,086	5,350	31,110	
Miscellaneous			-	-	-	-	-	-	
Electrical Engineering			-	-	-	-	-	-	
Gen/Civil Engineering			-	-	-	-	-	-	
Robotics			-	-	-	-	-	-	
Science Equipment			-	-	-	-	-	-	
Accessories			-	-	-	-	1,137	1,137	
ENDOWMENT	2,403,063	-	149,495	257,646	134,831	112,850	118,425	773,247	1,629,816
SYCAMORE CANYON	3,703,063	144	512,572	590,997	187,050	175,497	168,468	1,634,729	2,068,334



MEASURE I



TOTAL BOND EXPENDITURE SUMMARY
CAPITAL MODERNIZATION AND TECHNOLOGY ENDOWMENT

ALL SITES (A - Z): THRU 06/30/20

SITE NAME	BOND ALLOCATION	2014 - 2015	2015 - 2016	2016 - 2017	2017 - 2018	2018 - 2019	2019 - 2020	TOTAL EXPENDITURES	REMAINING BOND ALLOCATION
THOUSAND OAKS HIGH									
CAPITAL									
ITEQ	Technology Equipment Upgrades	-	171,335	-	385	-	-	171,720	
ITIN	Technology Infrastructure	-	4,513	-	133	-	-	4,647	
056E	Energy Lighting Retrofit	-	137,513	-	-	-	-	137,513	
0FCA	Facility Condition Assessment - School Dude	-	-	5,516	-	-	-	5,516	
B00S	DSA Closeout and Certification	-	-	10,173	565	-	-	10,738	
I00B	Parking Lot Striping	-	-	4,259	-	-	-	4,259	
I20A,I20	Flooring	12,487	26,577	36,192	47,783	13,464	-	136,503	
I20B	Lockers	-	34,459	48,658	-	-	70,594	153,711	
I20C,I20	Roofing	27,309	384,466	1,677	819,302	395,688	-	1,628,443	
I20F	HVAC	-	30,368	-	2,769,889	3,942,827	1,555,868	8,298,951	
I20G	Exterior Metal Barrier	-	14,975	-	-	-	-	14,975	
I20J	Locker Room Facilities - Renovation and Upgrade	-	54,710	650	653	9,009	-	65,022	
I20K	Field House Repair & Renovation	-	37,160	49,737	-	145	-	87,042	
I20L	Pool Renovations	-	28,093	-	-	-	136,571	164,663	
I20M,I0C	Modernization	-	4,871	48,577	10,743	256,705	300,646	621,542	
I20S	Concrete	-	-	-	33,900	-	-	33,900	
I20T	Library Renovation	-	-	-	127,810	1,867,374	230,829	2,226,013	
I20V	Athletic Facilities Upgrade	-	-	-	-	-	15,428	15,428	
IKEQ	Kitchen Upgrade	203	10,530	21,668	13,336	9,983	-	55,720	
I20H	Bus Barn NW Corner	-	167,000	3,047	-	-	-	170,047	
I20N	Fire Alarm System	-	-	7,376	-	-	-	7,376	
I20P,I20	Safety & Security	-	-	-	128	227,708	(233)	227,603	
0000	Program Management	1,934	123,489	(19,335)	53,318	69,435	74,027	302,868	
CAPITAL		17,500,000	41,933	1,230,060	218,194	3,877,945	6,792,338	2,383,729	14,544,200
ENDOWMENT									
	Computers		215,888	165,071	-	11,892	4,183	397,034	
	Tablets / Laptops		-	67,698	392,968	180,428	51,986	693,080	
	Audio Visual		25,680	30,274	20,565	11,219	42,428	130,166	
	Printers / Accessories		1,687	7,715	-	3,641	4,389	17,432	
	Software		-	-	7,500	-	-	7,500	
	Installation Services		-	-	8,592	150	5,709	14,451	
	Charging Stations		6,042	7,852	1,067	-	45,753	60,714	
	Miscellaneous		-	37	125	-	-	163	
	Electrical Engineering		-	-	-	-	-	-	
	Gen/Civil Engineering		-	-	-	-	-	-	
	Robotics		-	-	-	-	-	-	
	Science Equipment		-	-	-	-	-	-	
	Accessories		-	-	-	2,858	12,778	15,636	
ENDOWMENT		4,504,367	-	249,297	278,648	430,817	210,189	167,226	1,336,177
THOUSAND OAKS HIGH		22,004,367	41,933	1,479,357	496,842	4,308,762	7,002,527	2,550,955	15,880,377
									6,123,990



MEASURE I



TOTAL BOND EXPENDITURE SUMMARY
CAPITAL MODERNIZATION AND TECHNOLOGY ENDOWMENT

ALL SITES (A - Z): THRU 06/30/20

SITE NAME	BOND ALLOCATION	2014 - 2015	2015 - 2016	2016 - 2017	2017 - 2018	2018 - 2019	2019 - 2020	TOTAL EXPENDITURES	REMAINING BOND ALLOCATION
TRIUNFO - CARDEN CONEJO									
CAPITAL									
0FCA Facility Condition Assessment - School Dude		-	-	5,516	-	-	-	5,516	
I00A Modernization General Professional Services		-	3,924	18,208	-	-	-	22,132	
I21A Flooring		11,048	17,042	-	-	-	-	28,091	
I21B Playground Equipment/ADA		-	30,023	-	-	-	-	30,023	
I21C Asphalt		-	142,142	68,281	-	-	-	210,423	
I21D Modernization		-	-	5,086	315	-	-	5,401	
I21E HVAC		-	-	-	23,691	-	-	23,691	
I21G Safety & Security		-	-	-	-	2,663	17,196	19,859	
0000 Program Management		277	17,655	(2,764)	7,623	9,927	10,584	43,301	
CAPITAL	2,500,000	11,325	210,787	94,327	31,629	12,590	27,779	388,437	2,111,563
ENDOWMENT	-	-	-	-	-	-	-	-	-
ENDOWMENT	-	-	-	-	-	-	-	-	-
TRIUNFO - CARDEN CONEJO	2,500,000	11,325	210,787	94,327	31,629	12,590	27,779	388,437	2,111,563



MEASURE I



TOTAL BOND EXPENDITURE SUMMARY
CAPITAL MODERNIZATION AND TECHNOLOGY ENDOWMENT

ALL SITES (A - Z): THRU 06/30/20

SITE NAME	BOND ALLOCATION	2014 - 2015	2015 - 2016	2016 - 2017	2017 - 2018	2018 - 2019	2019 - 2020	TOTAL EXPENDITURES	REMAINING BOND ALLOCATION
UNIVERSITY EARLY CHILDHOOD CENTER									
CAPITAL									
0FCA Facility Condition Assessment - School Dude		-	-	5,516	-	-	-	5,516	
B00S DSA Closeout and Certification		-	-	6,820	34,193	-	-	41,013	
I00A Modernization General Professional Services		-	-	18,208	-	-	-	18,208	
I00B Parking Lot Striping		-	-	1,859	-	-	-	1,859	
I22A Safety & Security		5,700	-	-	-	-	-	5,700	
I22B Asphalt		-	10,335	-	-	-	-	10,335	
I22C Furniture		-	9,591	-	-	-	-	9,591	
I22D Modernization		-	-	11,134	-	17	32,987	44,138	
I22E Playground Equipment/ADA		-	-	-	-	122,728	-	122,728	
0000 Program Management		177	11,280	(1,766)	4,870	6,342	6,762	27,665	
CAPITAL	1,600,000	5,877	31,206	41,771	39,063	129,087	39,749	286,753	1,313,247
ENDOWMENT									
ENDOWMENT	-	-	-	-	-	-	-	-	-
UNIVERSITY EARLY CHILDHOOD CENTER	1,600,000	5,877	31,206	41,771	39,063	129,087	39,749	286,753	1,313,247



MEASURE I



TOTAL BOND EXPENDITURE SUMMARY
CAPITAL MODERNIZATION AND TECHNOLOGY ENDOWMENT

ALL SITES (A - Z): THRU 06/30/20

SITE NAME	BOND ALLOCATION	2014 - 2015	2015 - 2016	2016 - 2017	2017 - 2018	2018 - 2019	2019 - 2020	TOTAL EXPENDITURES	REMAINING BOND ALLOCATION
WALNUT ELEMENTARY									
CAPITAL									
0FCA Facility Condition Assessment - School Dude		-	-	5,516	-	-	-	5,516	
B00S DSA Closeout and Certification		-	93	15,553	-	-	-	15,646	
I00A Modernization General Professional Services		-	-	18,208	-	-	-	18,208	
I00B Parking Lot Striping		-	-	1,059	-	-	-	1,059	
IKEQ Kitchen Upgrade	203	14,222	3,431	4,636	768	-	-	23,261	
ITEQ Technology Equipment Upgrades		-	63,414	-	-	-	-	63,414	
ITIN Technology Infrastructure	9,359	61,180	90	-	-	-	-	70,628	
I23A Electronic Marquee		-	5,000	-	-	-	-	5,000	
I23B Playground Equipment/ADA		-	-	-	-	7,792	222,227	230,019	
I23C Flooring		-	5,150	-	-	-	-	5,150	
I23D Asphalt		-	-	43,090	-	-	-	43,090	
I23E Siding R&R		-	-	6,925	-	-	-	6,925	
I23F Modernization		-	-	11,134	18	44,680	518,177	574,009	
I23H Safety & Security		-	-	-	-	6,942	-	6,942	
0000 Program Management	287	18,342	(2,872)	7,919	10,313	10,995	-	44,985	
CAPITAL	2,600,000	9,849	167,400	102,135	12,573	70,496	751,399	1,113,851	1,486,149
ENDOWMENT									
Computers			25,621	796	-	10,044	-	36,462	
Tablets / Laptops			-	-	29,774	21,455	22,268	73,497	
Audio Visual			10,763	29,154	31,450	-	1,158	72,526	
Printers / Accessories			-	3,024	-	-	-	3,024	
Software			-	-	-	-	-	-	
Installation Services			1,323	3,550	8,650	-	-	13,523	
Charging Stations			1,494	-	-	1,071	2,098	4,663	
Miscellaneous			-	37	-	-	-	37	
Electrical Engineering			-	-	-	-	-	-	
Gen/Civil Engineering			-	-	-	-	-	-	
Robotics			-	-	-	-	-	-	
Science Equipment			-	-	-	-	-	-	
Accessories			-	-	-	-	387	387	
ENDOWMENT	680,037	-	39,202	36,561	69,874	32,571	25,911	204,119	475,918
WALNUT ELEMENTARY	3,280,037	9,849	206,602	138,696	82,447	103,066	777,310	1,317,971	1,962,066



MEASURE I



TOTAL BOND EXPENDITURE SUMMARY
CAPITAL MODERNIZATION AND TECHNOLOGY ENDOWMENT

ALL SITES (A - Z): THRU 06/30/20

SITE NAME	BOND ALLOCATION	2014 - 2015	2015 - 2016	2016 - 2017	2017 - 2018	2018 - 2019	2019 - 2020	TOTAL EXPENDITURES	REMAINING BOND ALLOCATION
WAVERLY - CONEJO VALLEY ADULT ED									
CAPITAL									
0FCA Facility Condition Assessment - School Dude		-	-	5,516	-	-	-	5,516	
I00A Modernization General Professional Services		-	-	18,208	-	-	-	18,208	
I00B Parking Lot Striping		-	-	1,859	-	-	-	1,859	
I33C,I00 Furniture		-	-	7,038	-	5,184	-	12,222	
I33D,I00 Computer Lab		-	-	30,927	-	-	-	30,927	
I33E,I00 Asphalt		-	-	2,750	-	7,020	-	9,770	
I33F,I00 Modernization		-	-	5,086	10,065	33,673	48,403	97,228	
I33H,I00 Sewer System Rehab		-	-	39,766	-	-	-	39,766	
I33I,I00I Fire Alarm System Upgrade		-	-	36,030	308	-	-	36,338	
I33J Safety & Security		-	-	-	6,106	-	-	6,106	
0000 Program Management		287	18,342	(2,872)	7,919	10,313	10,995	44,985	
CAPITAL	2,600,000	287	18,342	144,308	24,398	56,190	59,398	302,924	2,297,076
ENDOWMENT	-	-	-	-	-	-	-	-	-
ENDOWMENT	-	-	-	-	-	-	-	-	-
WAVERLY - CONEJO VALLEY ADULT ED	2,600,000	287	18,342	144,308	24,398	56,190	59,398	302,924	2,297,076



MEASURE I



TOTAL BOND EXPENDITURE SUMMARY
CAPITAL MODERNIZATION AND TECHNOLOGY ENDOWMENT

ALL SITES (A - Z): THRU 06/30/20

SITE NAME	BOND ALLOCATION	2014 - 2015	2015 - 2016	2016 - 2017	2017 - 2018	2018 - 2019	2019 - 2020	TOTAL EXPENDITURES	REMAINING BOND ALLOCATION
WEATHERSFIELD ELEMENTARY									
CAPITAL									
0FCA Facility Condition Assessment - School Dude		-	-	5,516	-	-	-	5,516	
B00S DSA Closeout and Certification		-	631	15,903	526	-	-	17,060	
I00A Modernization General Professional Services		-	-	18,208	-	-	-	18,208	
I00B Parking Lot Striping		-	-	959	1,460	-	-	2,419	
IKEQ Kitchen Upgrade		-	-	-	3,399	768	-	4,167	
ITEQ Technology Equipment Upgrades		-	54,455	-	-	-	-	54,455	
ITIN Technology Infrastructure	10,541	75,438	3,306	-	-	-	-	89,286	
I25A Asphalt	-	7,352	8,430	1,820	-	-	-	17,602	
I25B Building Assessment	-	12,928	-	-	-	-	-	12,928	
I25D Flooring	-	1,183	19,985	-	-	-	-	21,168	
I25E Modernization	-	-	11,134	18,782	150,941	744,200	-	925,057	
I25F HVAC	-	-	-	87,605	-	-	-	87,605	
I25H Roofing	-	-	-	893	40,266	-	-	41,159	
0000 Program Management	287	18,342	(2,872)	7,919	10,313	10,995	-	44,985	
CAPITAL	2,600,000	10,828	170,328	80,570	122,405	202,288	755,195	1,341,615	1,258,385
ENDOWMENT									
Computers			16,186	15,843	14,104	-	6,708	52,841	
Tablets / Laptops			-	52,504	19,439	21,166	19,586	112,695	
Audio Visual			20,737	462	-	9,266	6,773	37,238	
Printers / Accessories			411	-	1,131	-	-	1,541	
Software			-	358	-	-	-	358	
Installation Services			4,087	-	-	-	730	4,817	
Charging Stations			-	7,535	1,150	1,126	-	9,810	
Miscellaneous			-	-	-	-	-	-	
Electrical Engineering			-	-	-	-	-	-	
Gen/Civil Engineering			-	-	-	-	-	-	
Robotics			-	-	-	-	-	-	
Science Equipment			-	-	-	-	-	-	
Accessories			-	-	-	-	-	-	
ENDOWMENT	701,150	-	41,420	76,701	35,824	31,558	33,797	219,300	481,850
WEATHERSFIELD ELEMENTARY	3,301,150	10,828	211,748	157,271	158,228	233,847	788,992	1,560,914	1,740,236



MEASURE I



TOTAL BOND EXPENDITURE SUMMARY
CAPITAL MODERNIZATION AND TECHNOLOGY ENDOWMENT

ALL SITES (A - Z): THRU 06/30/20

SITE NAME	BOND ALLOCATION	2014 - 2015	2015 - 2016	2016 - 2017	2017 - 2018	2018 - 2019	2019 - 2020	TOTAL EXPENDITURES	REMAINING BOND ALLOCATION
WESTLAKE ELEMENTARY									
CAPITAL									
0FCA Facility Condition Assessment - School Dude		-	-	5,516	-	-	-	5,516	
B00S DSA Closeout and Certification		-	-	150	-	-	-	150	
I00A Modernization General Professional Services		-	200	18,208	-	-	-	18,408	
IKEQ Kitchen Upgrade		-	-	-	-	768	-	768	
ITEQ Technology Equipment Upgrades		-	59,953	-	-	-	-	59,953	
ITIN Technology Infrastructure		-	49,523	161,366	-	-	-	210,889	
I26A Concrete		-	12,500	-	-	-	-	12,500	
I26B Safety & Security	777	14,128	-	-	11,272	-	-	26,177	
I26C Asphalt		-	4,388	9,300	-	-	-	13,688	
I26D Flooring		-	5,984	12,610	-	-	-	18,594	
I26E Modernization		-	-	11,134	4,318	158	33,672	49,282	
I26F Café Tables		-	-	-	29,660	-	-	29,660	
I26G HVAC		-	-	-	-	207,494	35,811	243,305	
I26H Painting		-	-	-	-	53,250	-	53,250	
0000 Program Management		287	18,342	(2,872)	7,919	10,313	10,995	44,985	
CAPITAL	2,600,000	1,064	165,018	215,413	53,170	271,983	80,478	787,126	1,812,874
ENDOWMENT									
Computers			30,652	-	-	-	-	30,652	
Tablets / Laptops			17,406	92,399	55,614	52,104	55,431	272,953	
Audio Visual			-	-	-	-	1,769	1,769	
Printers / Accessories			-	-	-	-	-	-	
Software			-	-	-	-	-	-	
Installation Services			-	-	-	-	-	-	
Charging Stations			6,429	19,487	-	-	-	25,916	
Miscellaneous			-	-	-	-	-	-	
Electrical Engineering			-	-	-	-	-	-	
Gen/Civil Engineering			-	-	-	-	-	-	
Robotics			-	-	-	-	-	-	
Science Equipment			-	-	-	-	-	-	
Accessories			-	-	-	-	-	-	
ENDOWMENT	1,079,586	-	54,486	111,886	55,614	52,104	57,200	331,289	748,297
WESTLAKE ELEMENTARY	3,679,586	1,064	219,504	327,299	108,784	324,087	137,678	1,118,415	2,561,171



MEASURE I



TOTAL BOND EXPENDITURE SUMMARY

CAPITAL MODERNIZATION AND TECHNOLOGY ENDOWMENT

ALL SITES (A - Z): THRU 06/30/20

SITE NAME	BOND ALLOCATION	2014 - 2015	2015 - 2016	2016 - 2017	2017 - 2018	2018 - 2019	2019 - 2020	TOTAL EXPENDITURES	REMAINING BOND ALLOCATION
WESTLAKE HIGH									
CAPITAL									
0CEJ Energy Prop 39	-	-	625	38,011	11,030	-	-	49,666	
0FCA Facility Condition Assessment - School Dude	-	-	-	5,516	-	-	-	5,516	
B00S DSA Closeout and Certification	-	-	2,750	31,322	21,791	14,513	11,873	82,250	
I00A Modernization General Professional Services	-	-	4,767	20,863	(39)	-	-	25,591	
I00B Parking Lot Striping	-	-	-	59	-	-	-	59	
IKEQ Kitchen Upgrade	203	-	11,046	18,086	7,149	9,704	-	46,188	
ITEQ Technology Equipment Upgrades	-	-	131,959	-	385	-	-	132,344	
ITIN Technology Infrastructure	-	-	3,792	-	133	-	-	3,926	
I27A Flooring	969	-	144,408	-	-	-	-	145,377	
I27B Roofing - Gym	2,517	-	487,337	-	-	-	-	489,854	
I27C Roofing - All Other Bldgs	605,196	-	(355,873)	-	-	-	60,609	309,933	
I27D HVAC	-	-	23,334	-	4,903	902,994	131,337	1,062,568	
I27E Slope Stabilization	-	-	69,945	-	-	-	18	69,963	
I27F Site Assessment	-	-	3,308	-	-	-	-	3,308	
I27G Waterproofing	-	-	4,683	-	-	-	-	4,683	
I27H Asphalt	-	-	54,268	11,091	-	-	-	65,359	
I27J Locker Room Facilities - Renovation and Upgrade	-	-	53,237	650	-	-	-	53,887	
I27K Athletic Facilities Upgrade	-	-	4,259	-	26,338	141,796	-	172,392	
I27L Kiln Room Renovation	-	-	7,058	1,190	-	-	-	8,248	
I27M Storm Drain Renovation	-	-	24,950	-	-	-	-	24,950	
I27N Visitor Locker Room	-	-	11,577	-	-	-	-	11,577	
I27P Safety & Security	-	-	-	8,083	128	95,309	10,180	113,699	
I27Q Protective Netting	-	-	-	39,800	-	-	-	39,800	
I27R Bridge Resurfacing & Rehab	-	-	-	60,742	1,139	-	-	61,881	
I27S Gym Bleacher Renovation	-	-	-	71,929	-	-	-	71,929	
I27T Modernization	-	-	-	23,134	65,611	420	-	89,165	
I27U Painting	-	-	-	-	14,650	17,700	1,680	34,030	
I27V Pool Renovations	-	-	-	-	34,705	122,885	11,952	169,542	
I27W New STEM Bldg	-	-	-	-	648,557	379,743	89,221	1,117,521	
0000 Program Management	-	1,929	123,195	(19,289)	53,190	69,269	73,850	302,146	
CAPITAL	17,500,000	610,815	810,624	311,187	889,669	1,754,333	390,721	4,767,350	12,732,650
ENDOWMENT									
Computers	-	-	241,048	114,053	108,175	126,464	63,728	653,468	
Tablets / Laptops	-	-	-	138,030	141,758	45,511	81,241	406,539	
Audio Visual	-	-	6,618	48,485	44,952	18,662	19,018	137,735	
Printers / Accessories	-	-	-	9,740	-	12,299	-	22,039	
Software	-	-	-	-	8,602	-	-	8,602	
Installation Services	-	-	-	2,800	22,957	2,395	12,750	40,902	
Charging Stations	-	-	6,235	18,579	13,031	4,501	7,508	49,853	
Miscellaneous	-	-	-	937	529	663	-	2,129	
Electrical Engineering	-	-	-	6,643	-	-	-	6,643	
Gen/Civil Engineering	-	-	-	3,387	-	-	-	3,387	
Robotics	-	-	-	10,151	-	-	-	10,151	
Science Equipment	-	-	-	30,629	-	-	-	30,629	
Accessories	-	-	-	8,546	-	-	1,275	9,821	
ENDOWMENT	4,576,709	-	253,901	391,980	340,005	210,493	185,519	1,381,899	3,194,810
WESTLAKE HIGH	22,076,709	610,815	1,064,525	703,167	1,229,674	1,964,827	576,241	6,149,249	15,927,460



MEASURE I



TOTAL BOND EXPENDITURE SUMMARY
CAPITAL MODERNIZATION AND TECHNOLOGY ENDOWMENT

ALL SITES (A - Z): THRU 06/30/20

SITE NAME	BOND ALLOCATION	2014 - 2015	2015 - 2016	2016 - 2017	2017 - 2018	2018 - 2019	2019 - 2020	TOTAL EXPENDITURES	REMAINING BOND ALLOCATION
WESTLAKE HILLS ELEMENTARY									
CAPITAL									
0FCA Facility Condition Assessment - School Dude		-	-	5,516	-	-	-	5,516	
B00S DSA Closeout and Certification		-	-	100	206	-	26	332	
I00A Modernization General Professional Services		-	-	18,208	700	-	-	18,908	
I00B Parking Lot Striping		-	-	1,559	-	-	-	1,559	
IKEQ Kitchen Upgrade	203	17,215	69	3,668	768	-	-	21,924	
ITEQ Technology Equipment Upgrades		-	70,138	-	-	-	-	70,138	
ITIN Technology Infrastructure	20,141	165,309	(1,991)	-	-	-	-	183,459	
I28A Asphalt		-	-	27,110	-	-	-	27,110	
I28B Flooring		-	2,138	6,000	1,910	22,602	-	32,650	
I28C Exterior Siding		-	-	5,148	-	-	-	5,148	
I28D Modernization		-	-	11,134	4,710	342,723	291,300	649,867	
I28E Playground Equipment/ADA		-	-	-	139,992	-	-	139,992	
I28F Safety & Security		-	-	-	1,962	39,678	(90)	41,550	
0000 Program Management	287	18,342	(2,872)	7,919	10,313	10,995	-	44,985	
CAPITAL	2,600,000	20,632	273,143	69,981	161,066	416,085	302,231	1,243,139	1,356,861
ENDOWMENT									
Computers		-	-	12,153	202	2,561	-	14,917	
Tablets / Laptops		-	41,613	87,446	6,511	41,313	55,719	232,604	
Audio Visual		-	-	-	23,868	3,283	-	27,151	
Printers / Accessories		-	-	1,155	177	384	-	1,716	
Software		-	-	-	-	-	-	-	
Installation Services		-	-	-	15,753	-	-	15,753	
Charging Stations		-	8,966	6,441	1,528	-	-	16,935	
Miscellaneous		-	-	-	-	-	-	-	
Electrical Engineering		-	-	-	-	-	-	-	
Gen/Civil Engineering		-	-	-	-	-	-	-	
Robotics		-	-	-	-	-	-	-	
Science Equipment		-	-	-	-	-	-	-	
Accessories		-	-	-	-	-	-	-	
ENDOWMENT	967,268	-	50,579	107,196	48,040	47,542	55,719	309,076	658,192
WESTLAKE HILLS ELEMENTARY	3,567,268	20,632	323,722	177,177	209,106	463,628	357,950	1,552,215	2,015,933



MEASURE I



TOTAL BOND EXPENDITURE SUMMARY
CAPITAL MODERNIZATION AND TECHNOLOGY ENDOWMENT

ALL SITES (A - Z): THRU 06/30/20

SITE NAME	BOND ALLOCATION	2014 - 2015	2015 - 2016	2016 - 2017	2017 - 2018	2018 - 2019	2019 - 2020	TOTAL EXPENDITURES	REMAINING BOND ALLOCATION
WILDWOOD ELEMENTARY									
CAPITAL									
0CEJ Energy Prop 39		-	625	29,369	14,873	-	-	44,867	
0FCA Facility Condition Assessment - School Dude		-	-	5,516	-	-	-	5,516	
B00S DSA Closeout and Certification		-	-	500	206	-	3,968	4,674	
I00A Modernization General Professional Services		-	9,561	19,403	-	-	-	28,964	
I00B Parking Lot Striping		-	-	709	-	-	-	709	
IKEQ Kitchen Upgrade		-	-	-	22,084	30,898	-	52,982	
ITEQ Technology Equipment Upgrades		-	49,311	-	-	-	-	49,311	
ITIN Technology Infrastructure		-	51,480	162,914	-	-	-	214,394	
I29A Asphalt		-	5,675	5,765	-	-	-	11,439	
I29B Flooring		-	983	18,612	-	-	-	19,595	
I29C Modernization		-	-	11,131	11,229	166,113	185,788	374,261	
I29D Library Renovation		-	-	2,044	32,443	3,697	19,176	57,360	
I29E HVAC		-	-	-	6,279	139,175	27,249	172,703	
I29F Safety & Security		-	-	-	-	-	11,000	11,000	
0000 Program Management		287	18,342	(2,872)	7,919	10,313	10,995	44,985	
CAPITAL	2,600,000	287	135,976	253,093	95,032	350,197	258,176	1,092,761	1,507,239
ENDOWMENT									
Computers			30,177	21,024	21,039	25,355	-	97,596	
Tablets / Laptops			13,866	62,167	16,663	15,785	37,614	146,095	
Audio Visual			-	-	985	-	5,055	6,039	
Printers / Accessories			-	-	-	-	-	-	
Software			-	-	-	-	-	-	
Installation Services			-	-	865	-	-	865	
Charging Stations			-	3,012	4,590	1,046	-	8,648	
Miscellaneous			-	37	142	-	-	180	
Electrical Engineering			-	-	-	-	-	-	
Gen/Civil Engineering			-	-	-	-	-	-	
Robotics			-	-	-	-	-	-	
Science Equipment			-	-	-	-	-	-	
Accessories			-	-	-	-	25	25	
ENDOWMENT	814,569	-	44,044	86,241	44,284	42,186	42,693	259,447	555,122
WILDWOOD ELEMENTARY	3,414,569	287	180,020	339,334	139,316	392,382	300,869	1,352,208	2,062,361



MEASURE I



TOTAL BOND EXPENDITURE SUMMARY
CAPITAL MODERNIZATION AND TECHNOLOGY ENDOWMENT

ALL SITES (A - Z): THRU 06/30/20

SITE NAME	BOND ALLOCATION	2014 - 2015	2015 - 2016	2016 - 2017	2017 - 2018	2018 - 2019	2019 - 2020	TOTAL EXPENDITURES	REMAINING BOND ALLOCATION
PROGRAM MANAGEMENT									
CAPITAL (BREAKDOWN FOR REFERENCE, INCLUDED IN SITES ABOVE)									
0000	Program Mgmt - Executive Director, FMnO	-	-	34,144	-	-	-	34,144	
0000	Program Mgmt - Director, Planning	-	40,498	14,690	36,770	40,710	46,278	178,946	
0000	Program Mgmt - Director, Purchasing	-	-	-	22,966	-	-	22,966	
0000	Program Mgmt - Administrative Assistant	1,722	56,432	50,930	56,741	70,691	71,757	308,274	
0000	Program Mgmt - Planning Specialist	-	26,262	26,469	27,654	29,101	30,159	139,646	
0000	Program Mgmt - Project Manager	6,355	127,650	136,454	255,144	284,657	304,045	1,114,306	
0000	Program Mgmt - Construction Supervisor	3,668	109,789	117,778	9,945	121,478	128,713	491,371	
0000	Measure I - General	3,616	620,220	(534,039)	14,270	4,871	7,030	115,967	
CAPITAL		15,361	980,852	(153,575)	423,491	551,509	587,983	2,405,621	
ENDOWMENT									
0000	Program Mgmt - Director, Technology	-	65,572	32,517	26,627	13,475	33,812	172,002	
0000	Program Mgmt - Director, Purchasing	-	-	-	11,483	-	-	11,483	
0000	Program Mgmt - Field Supervisor	-	37,855	37,677	-	-	-	75,532	
0000	Program Mgmt - Administrative Assistant	-	30,341	32,947	38,180	40,092	27,664	169,223	
0000	Program Mgmt - Senior Systems Engineer	-	23,380	34,365	-	-	-	57,746	
0000	Program Mgmt - Network Engineer	-	45,991	20,124	25,395	22,302	23,286	137,098	
0000	Program Mgmt - Systems Administrator	-	42,934	21,455	-	-	-	64,390	
0000	Program Mgmt - Systems Analysts	-	49,189	38,263	25,903	27,189	15,012	155,556	
0000	Program Mgmt - Systems Technicians	-	53,009	-	-	-	-	53,009	
0000	Program Mgmt - Information Systems Data Analyst	-	3,800	-	-	-	-	3,800	
0000	Program Mgmt - Site Technicians I	-	295,883	296,164	308,803	321,602	313,417	1,535,869	
0000	Program Mgmt - Site Technicians II	-	82,317	62,058	67,179	72,519	72,129	356,202	
0000	Program Mgmt - Web Content Specialist	-	1,619	-	-	-	-	1,619	
0000	Measure I - General	-	22,094	3,997	2,332	2,050	5,695	36,168	
ENDOWMENT		12,962,676	753,984	579,566	505,904	499,229	491,015	2,829,697	10,132,979
PROGRAM MANAGEMENT		12,962,676	15,361	1,734,836	425,991	929,394	1,078,998	5,235,318	10,132,979
CAPITAL CONTINGENCY		7,000,000	-	-	-	-	-	-	7,000,000
TOTAL CAPITAL		146,000,000	889,033	9,318,696	6,176,264	12,343,037	18,669,007	56,798,017	89,201,983
TOTAL ENDOWMENT		51,000,000	-	2,828,098	4,141,724	3,147,458	2,213,823	14,538,714	36,461,286
TOTAL MEASURE I BOND		197,000,000	889,033	12,146,795	10,317,988	15,490,495	20,882,829	71,336,731	125,663,269