



# 2012-13 School Quality Snapshot

## Walnut Elementary

Conejo Valley Unified

581 Dena Dr., Newbury Park, CA 91320

Grades Offered: K-5

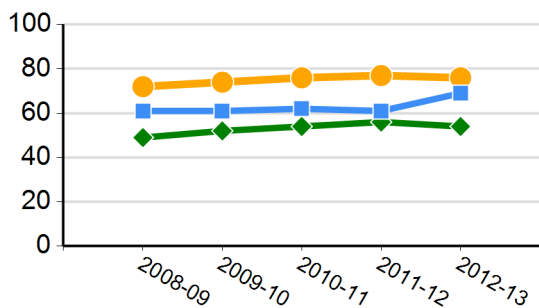
Enrollment: 394

Charter: No

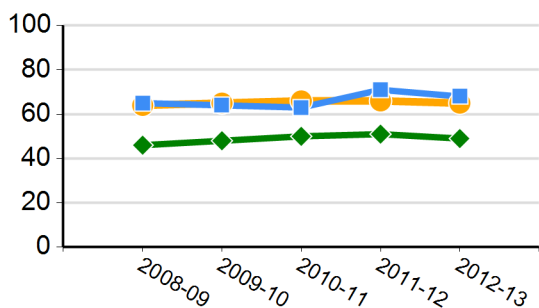
Title I Funded: Yes

CDS Code: 56-73759-6055917

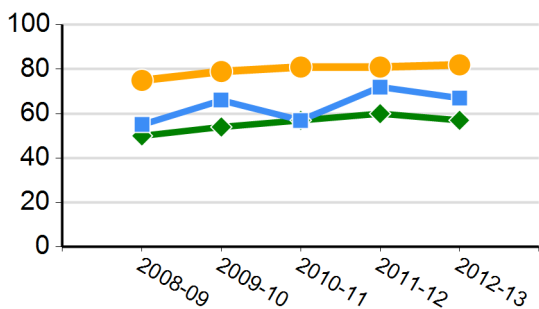
### CST English-language Arts Results (percent proficient and above)



### CST Mathematics Results (percent proficient and above)



### CST Science Results (percent proficient and above)



### California's Academic Performance Index (API)

2013 Growth API	840
Growth from Prior to Current Year	-9
Met Schoolwide Growth Target	Yes
All Student Groups Met Target	No
2012 Base API State Rank	7
2012 Base API Similar Schools Rank	4

### API Subgroup Performance - 2013 API Growth

	Met Target	Growth
African American or Black		--
American Indian or Alaska Native		--
Asian		--
Filipino		--
Hispanic or Latino	No	-16
Native Hawaiian or Pacific Islander		--
White	Yes	-1
Two or More Races		--
English Learners	No	-24
Socioeconomically Disadvantaged	No	-19
Students with Disabilities		--

Green = Student group met target  
 Red = Student group did not meet target  
 Blue = Student group is not numerically significant  
 -- = Not enough students to report

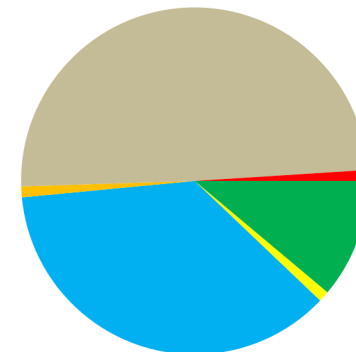
### CHART LEGEND:

■ SCHOOL ● DISTRICT ◆ STATE

CST: CA Standards Test CDS: County-district-school

School and/or district information will not be displayed when data are not available or when data are representing fewer than 11 students.

### 2012-13 Enrollment by Race/Ethnicity

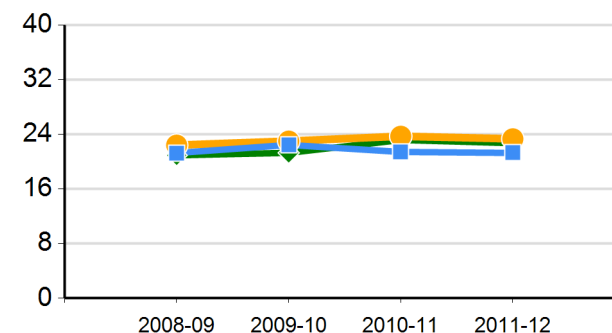


■ American Indian or Alaska Native ■ Hispanic or Latino  
 ■ Asian ■ African American or Black  
 ■ Native Hawaiian or Pacific Islander ■ White  
 ■ Filipino ■ Two or More Races  
 ■ Not Reported

### 2012-13 Subgroup Enrollment

English Learners	35%
Socioeconomically Disadvantaged	45%
Students with Disabilities	8%

### Average Class Size





# 2012-13 School Quality Snapshot

## Walnut Elementary

Conejo Valley Unified

581 Dena Dr., Newbury Park, CA 91320

Grades Offered: K-5

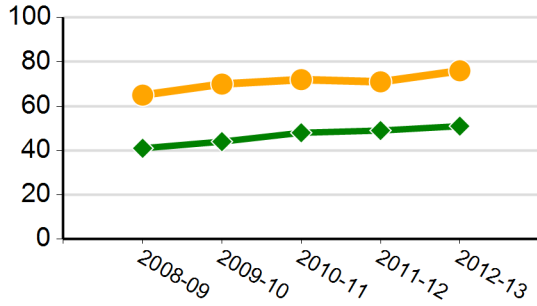
Enrollment: 394

Charter: No

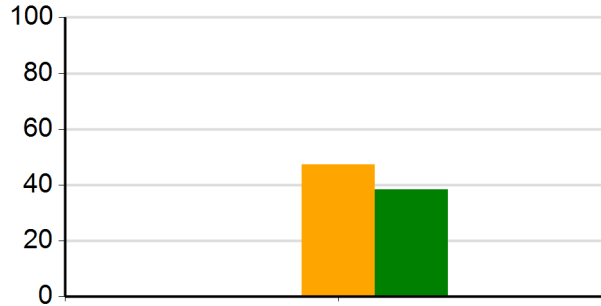
Title I Funded: Yes

CDS Code: 56-73759-6055917

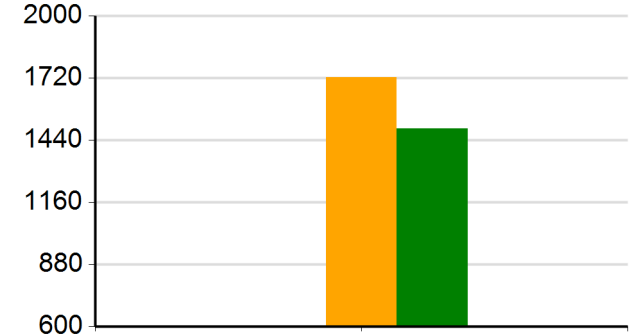
### CST History/Social Science Results (percent proficient and above)



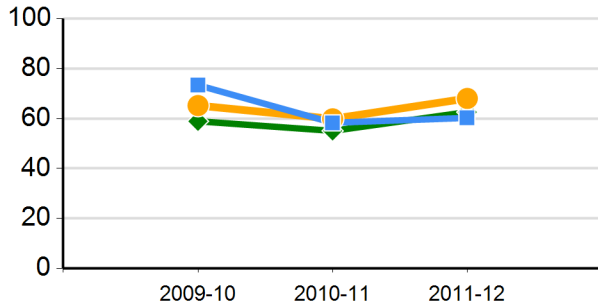
### Percentage of 2011-12 Graduates Meeting University of California "a-g" Requirements



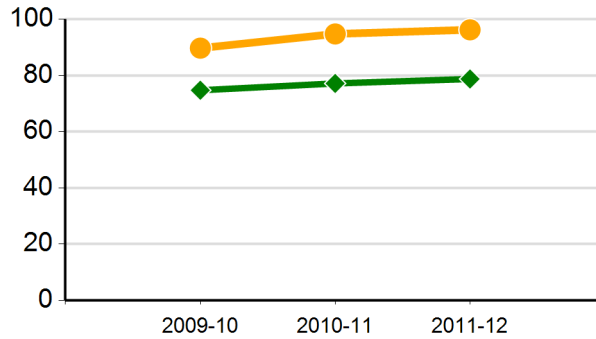
### 2011-12 Average SAT Score



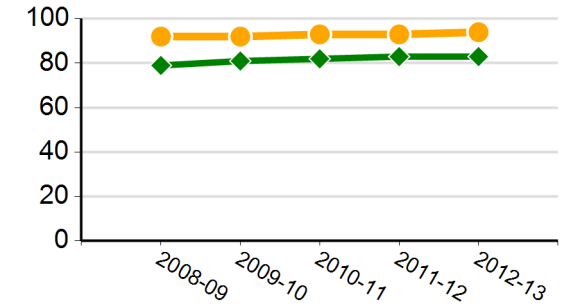
### Percentage of English Learners Making Progress in Learning English



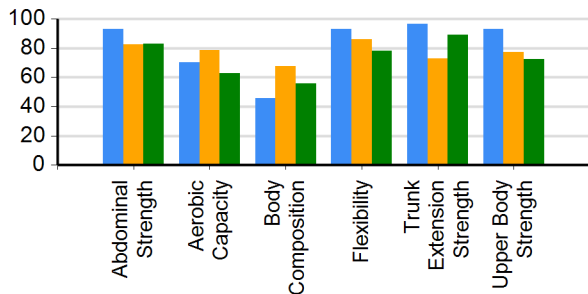
### Cohort Graduation Rate\*



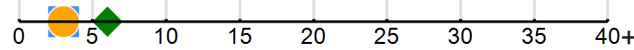
### CAHSEE English-Language Arts Grade 10 Passing Rate



### Percentage of Students in the Healthy Fitness Zone in 2011-12



### 2011-12 Suspensions and Expulsions as a Percentage of Enrolled Students



#### CHART LEGEND:

■ SCHOOL ● DISTRICT ◆ STATE

\* Only three years of data are available

CAHSEE: CA High School Exit Examination

CST: CA Standards Test

School and/or district information will not be displayed when data are not available or when data are representing fewer than 11 students.

### CAHSEE Mathematics Grade 10 Passing Rate

